

Retirement



**It'll be here sooner
than you think...**

**Are you setting enough
aside to enjoy it?**

Retirement Program Information

Worldwide Travel Staffing, Limited (Worldwide) has partnered with Paychex and RBC Wealth Management to establish a Tax Qualified Retirement Plan called a 401(k) plan. Company matching in Worldwide's 401(k) plan with immediate vesting is available upon enrollment. You can contribute a portion of your income to the plan on a pre-tax basis. Your contribution will automatically be deducted from your paycheck and deposited into your account. The plan is 100% yours, even if your employment with Worldwide ends.

Should you have any questions on how to enroll, please contact Ryan Crawford, Vice President of Finance, toll-free at 866-633-3700 extension 103.

Questions on specific plan details or investment choices should be directed to Christopher T. Seefeldt, Vice President, RBC Wealth Management, toll-free at 866-855-3085 or via email at chris.seefeldt@rbc.com.

866.633.3700

www.WorldwideTravelStaffing.com



Retirement Planning

INVEST IN YOUR FUTURE

PAYCHEX[®]



What are your dreams for retirement — travel, vacations, time with family? Make sure you've saved enough to reach your retirement goals. Planning today for what you want tomorrow, will help you reach those goals. You have an opportunity to achieve your dreams.

Your Retirement...

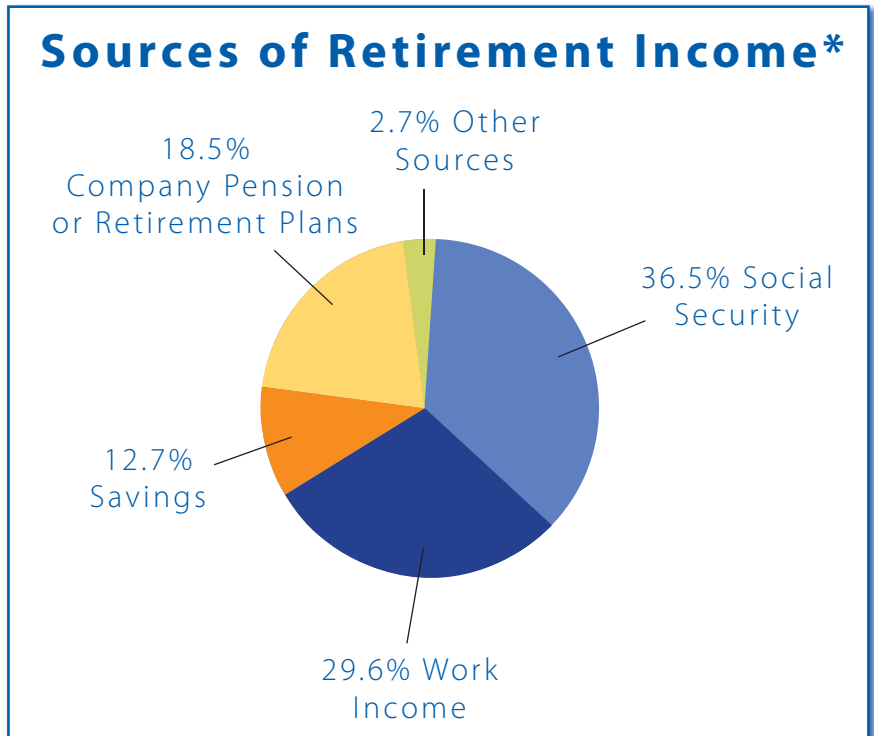
What Are Your Dreams?

You have dreams and goals for your future. Having the financial security to reach those goals is up to you. The decision to save, plan, and invest now can determine what goals you will achieve and what freedoms you will enjoy as you grow older. You have the opportunity to begin your 401(k) savings plan today.

Living Longer-Saving Enough

Today we are living longer, healthier lives. Having enough money saved to last your lifetime is all about planning. Social security can be a significant source of income, but is it enough and will it be there when you need it? Social security is really meant as a supplement to your retirement income. Almost 60% of your income in retirement will be left up to you.

Social security, some pensions, and annuity payouts do not grow with inflation. Smart planners know that they will need other forms of income, especially for the long term. A 401(k) retirement plan can help. 401(k) savings can protect your purchasing power in retirement.



*Represents typical income sources breakdown for a current retiree
Source: Social Security Administration 2010

Your Future Plan...

Planning Ahead

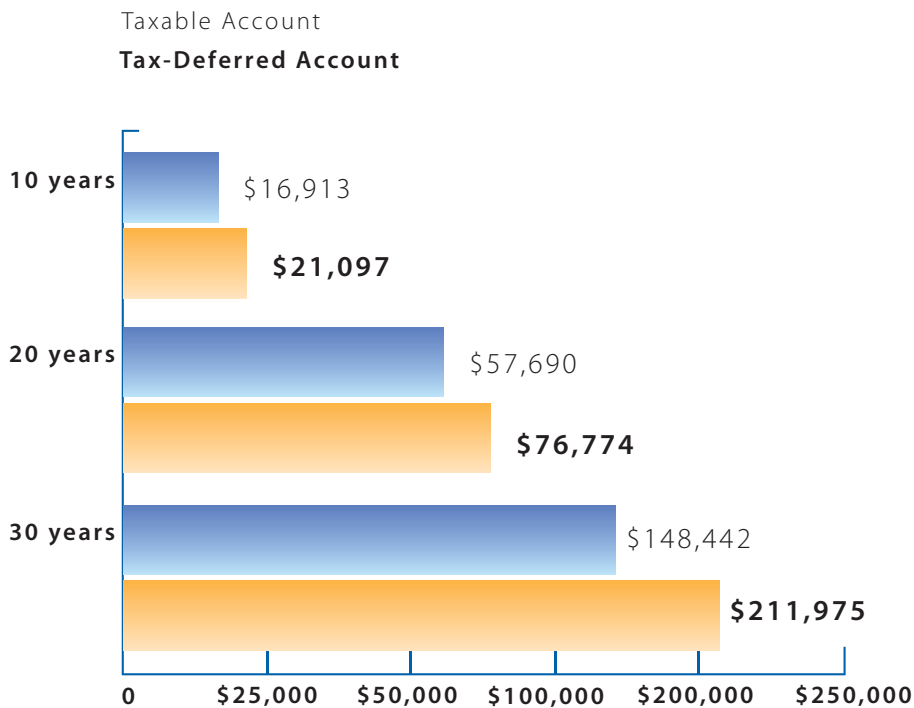
Planning now for your retirement will provide you the best opportunity to reach your financial goals. The sooner you begin saving or contributing to a retirement savings plan, the better your chance of growing your investment over time.

Tax Advantages

The contributions you make to your company's 401(k) plan are deducted from your pay before taxes are withheld. As a result, your taxable income is reduced and you pay less in current taxes. The money you have invested can also grow without being reduced by current taxes. This potential growth in savings is not taxed until the money is withdrawn, and is called tax-deferred compounding. The following chart shows the benefit of tax-deferred compounding.

The Benefit of Tax-Deferred Compounding

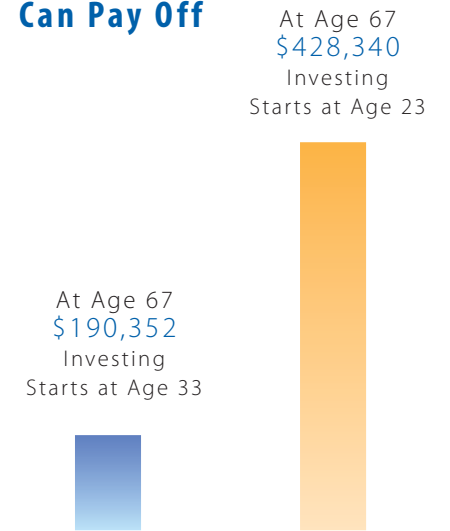
Savings of \$100 per month



This graph compares the growth of \$100 per month (adjusted for inflation over time) contributed to a tax-deferred retirement account and the same amount contributed to a taxable account. Balance in the tax-deferred account will be subject to income taxes on withdrawal. Assumes 8% annual return, 4% annual wage inflation, and 15% federal tax rate. From the taxable account, taxes are taken monthly on deposits and annually on gains.

* Deferrals are subject to FICA tax.

Acting Sooner Can Pay Off



A decade makes a difference. In this example, starting an investment just ten years earlier can make a difference of almost \$240,000.

This is the result of a \$1,200 per year, tax-deferred investment that assumes an 8% annual growth rate.

By investing early, you can make a large difference in the amount you have saved by retirement age. It's never too soon to begin planning; the important thing is to get started.



Your Savings Goal...

What Amount of Savings Is Right for You?

Investing even a small amount of your pay can make a difference at retirement. Only you can determine your personal savings goal and how much you are willing and able to contribute to your 401(k) plan each year. You can change the amount you elect to defer throughout the year if necessary.

Growth and Risk

Every investment carries some risk. Understanding the types of investments offered through your plan will help you to make smarter choices about how much and where to begin investing.

You must decide the amount of savings that is right for you. You can sometimes reduce your overall risk by spreading your contributions out over different types of investments. Talk to your company's financial advisor for guidance.

Understanding Investments	
Type of Investments	Description
Cash Equivalent / Money Market Funds	Money market funds seek to maintain a stable net asset value by investing in the short-term, highgrade securities sold in the money market.
Bonds / Fixed Income Funds	A fund that invests primarily in bonds. Bond funds generally emphasize income over growth, and can generate either taxable or tax-free income.
Stock / Funds Equities	A fund that invests primarily in stocks.

Diversify

Diversification means spreading your money across different types of investments to reduce your overall risk. Differing types of investments do not always perform the same way at the same time. You can smooth the ups and downs of market cycles by diversifying.

Annual Salary	If you want to contribute this percent of your annual salary				
	3%	5%	8%	10%	15%
	your monthly contribution will be:				
\$20,000	\$50	\$83	\$133	\$167	\$250
\$30,000	\$75	\$125	\$200	\$250	\$375
\$40,000	\$100	\$167	\$267	\$333	\$500
\$50,000	\$125	\$208	\$333	\$417	\$625
\$60,000	\$150	\$250	\$400	\$500	\$750

Your Opportunity...

GuidedSavings

Knowing how to make investment choices that will support your short- and long-term financial goals is difficult. To help you with those decisions, Paychex has partnered with investment advisor GuidedChoice to provide an online tool called GuidedSavings™. GuidedSavings* provides plan advice based on your personal data, and is designed to chart what may be the most effective path toward your retirement. Through appropriate asset allocation, GuidedSavings will develop a portfolio that can maximize your expected level of return based on a level of acceptable risk defined by you.

*The GuidedSavings service is an option elected by your plan administrator. If you cannot access the tool, contact Paychex or your plan administrator to verify its availability.

After registering for the Paychex Retirement Services website at <https://benefits.paychex.com>, simply click **Sign up now** (using the GuidedSavings icon) to take advantage of this service.

The Saver's Credit

You may also be eligible for added savings through the “Saver’s Credit” — ask your tax professional if you qualify. The credit is generally a portion of the eligible contributions you make to a retirement plan or IRA, and favors low-income individuals. You may be able to take a credit of up to \$1,000, or \$2,000 if filing jointly.

The credit is available to the following individuals:

Filing Status Of	Income Up To
Single/Married Filing Separately/Qualifying Widow	\$28,750
Head of Household	\$43,125
Married Filing Jointly	\$57,500

To claim the credit, you must have been born before January 2, 1993, not have been a full-time student during the calendar year, and not claimed as a dependent on another person’s return.

For the more information, visit the IRS website at www.irs.gov or contact your tax professional.



Current legislation, like the Saver's Credit, make this a great time to review your retirement plan options. By putting aside just a small percentage today, you better the chances of your savings growing over time.



Your Time Is Now...

You Can Enroll Today... Here's How

STEP 1

Visit <https://benefits.paychex.com> to complete your enrollment.

STEP 2

Select [Register for a new account](#) under the New Users heading. Once registration is complete, click [Retirement Services](#), located on the left menu. Click [Enroll Now](#) when prompted.

You can also enroll by calling the automated Paychex Employee Services phone line at 877-244-1771, Retirement Services option. Please have your social security number handy.

STEP 3

Determine the amount of your gross pay you want to contribute to your plan.

STEP 4

Select your investments in 1% increments, making sure they total 100%.

Fund information is included on the website. Paychex is not licensed to provide fund advice.

Enrolling in your plan has never been easier. With the Paychex Retirement Services website, you can enroll with the click of a button. Review the investments in your plan and choose the amount you want to invest. Our website will walk you through the steps.



The enclosed fund slicks outline the current fund options available in your plan. Please review these materials to help in your investment decisions.



<https://benefits.paychex.com>

Paychex Employee Services
877-244-1771



Enrollment Methods

Retirement Services Online website: <https://benefits.paychex.com>
Employee Services Information Line: 877-244-1771, retirement services option
Fill out this form and fax it to: 585-389-7252

Note: By using either the website or Information Line, you do not need to send this form to Paychex, Inc.

Employee Information (All information is required)

Employee Name _____ Social Security Number XXX-XX-_____

Company Name worldwide travel staffing, ltd_____

Office/Client Number 0445 / H670_____

Date of Birth ____/____/____ Date of Hire ____/____/____ Phone Number (____)____

E-mail Address | | | | | | | | | | | | | | | | | | | | | | | | | | | | | | | | | | | | | | |

Enrollment (Check one box)

If neither box is checked and a deferral field is filled in, you will be enrolled in the plan at the stated amount. If you wish to change your deferral election to zero percent in any source, place 0% on the line provided for that source. If you do not, the current election for that source will remain as it was prior to completing this updated election.

- Yes, I want to enroll in the plan at this time. I acknowledge that I have received a copy of the plan's Fee Disclosure Statement for Participants. I have indicated below the percentage that I want to contribute to the plan through payroll deduction. Deferrals must be in increments of 1% (non-whole numbers will be rounded down to the nearest percent).**

Pretax Salary Deferral _____

Roth 401(k) Deferral* _____

Pretax Catch-up Deferral** _____

Roth Catch-up Deferral** _____

*Consult with your employer to determine if the Roth 401(k) option is available in your plan. Also, loans and hardship withdrawals will not be issued from your Roth 401(k) balance.

**For catch-up deferrals, you must be eligible to make elective deferrals under your employer's 401(k) plan and have, or will have, attained age 50 before the close of the calendar year. If you have not met the age requirement you will not be enrolled in catch-up contributions.

Important: All deferrals that you elect in this section will be invested using the same fund allocation percentages that you select in the "Investment Selection" below.

- No, I do not want to enroll in the plan at this time. My deferral is zero.**

Investment Selection

Please either check the following box or complete the investment section provided below.

- I do not wish to change my current investments at this time. Please leave them as they currently are. I understand that if I do not currently have any investments chosen, I will be enrolled 100% into the default fund.

In the "Investment Selection" column, I have entered the percent of my contribution that I want allocated in the investment(s) choices. All contributions elected on this form will be allocated in the investment(s) that I have selected.

I understand the "Investment Selection" and corresponding percentage will remain in effect until I request a change, in accordance with the provisions of the plan. I will receive a confirmation of the requested change.

I understand that if this section is not completed, or if the investment percentages do not total 100%, that 100% of the contribution will be invested in the participant default option.

Prior to requesting any movement between investments, please review the prospectus for policies regarding frequent trading and market timing. Please review the Fee Disclosure Statement for Participants prior to enrollment.

You may select any combination in 1% increments totaling 100% (non-whole numbers will be rounded down to the nearest percent). These investment selections are for future allocations only and will not impact funds currently invested.

MATC		Investment Selection
290	BLACKROCK MID CAP VALUE OPPORTUNITIES A	%
1682	PRUDENTIAL GLOBAL REAL ESTATE A	%
3189	FEDERATED MID CAP INST	%
3543	JP MORGAN CORE BOND A	%
3875	MFS RESEARCH INTERNATIONAL R3	%
3938	OPPENHEIMER DISCOVERY MID CAP GROWTH A	%
4147	ALLIANZGI NFJ INTERNATIONAL VALUE A	%
4599	COLUMBIA SMALL CAP INDEX A	%
5084	T. ROWE PRICE INTL STOCK ADV	%
5092	T. ROWE PRICE RETIREMENT 2020 ADV	%
5094	T. ROWE PRICE RETIREMENT 2030 ADV	%

(Funds continued on next page)

MATC		Investment Selection
5096	T. ROWE PRICE RETIREMENT 2040 ADV	%
5101	T. ROWE PRICE SHORT TERM BOND ADV	%
5105	TOCQUEVILLE GOLD	%
5214	OPPENHEIMER DEVELOPING MARKET A	%
5373	AMERICAN FUNDS AMCAP R4	%
5377	AMERICAN FUNDS CAPITAL WORLD BOND R4	%
5386	AMERICAN FUNDS MUTUAL R4	%
6646	LORD ABBETT ALPHA STRATEGY A	%
6711	FIDELITY CASH RESERVES	%
11339	T. ROWE PRICE RETIREMENT 2050 ADV	%
11458	MFS EMERGING MARKETS DEBT R3	%
12345	T. ROWE PRICE RETIREMENT 2025 ADV	%
12346	T. ROWE PRICE RETIREMENT 2035 ADV	%
12347	T. ROWE PRICE RETIREMENT 2045 ADV	%
12348	T. ROWE PRICE RETIREMENT 2055 ADV	%
12952	INVESCO EQUALLY-WEIGHTED S&P 500 A	%
15229	AMERICAN BALANCED PORTFOLIO R4	%
Totals		100%

Authorization and Signature

As a participant in this plan, your employer may provide your investment and plan eligibility information to third parties necessary to administer the plan. I hereby authorize the company to make the necessary payroll deductions from my compensation as indicated above. The authorization set forth in this form shall become effective at the earliest time permitted by the terms of the plan.

Employee Signature: _____ Date: ____/____/____

Employee Information *(print)*

Employer Name _____ Office/Client Number _____
Employee Name _____ Social Security Number _____
Address _____
City _____ State _____ Zip Code _____

Marital Status *(check the appropriate box)*

Married

I understand that if I am married I may only have one Primary Beneficiary which is my spouse. However, I understand I may select a Primary Beneficiary other than my spouse if my spouse signs the section below entitled "Spousal Waiver."

Not Married

I understand that if I am not married, I may designate any person(s) as the Primary and Secondary Beneficiaries. However, I further understand that if I become married, my spouse will be my Primary Beneficiary unless I complete a new Beneficiary Designation Form and my spouse consents to my designation.

Primary Beneficiary *(print)*

I hereby designate the following person(s) as my beneficiary(ies) to receive any benefit which may become due at or after my death according to the terms of the Plan. I reserve the right to change this designation with the understanding that this designation, and any change thereof, will be effective only upon delivery to the Plan Administrator. The benefit will be paid to my Primary Beneficiaries if living. In the event that my Primary Beneficiaries are not living, benefits will be paid to my Secondary Beneficiary. All married individuals will have **one** primary beneficiary unless the Spousal Waiver section is completed and notarized.

Relationship

Spouse Other Share % _____
Name _____
Address _____
City _____ ST _____ Zip _____
SSN _____ - _____ - _____

Relationship

Spouse Other Share % _____
Name _____
Address _____
City _____ ST _____ Zip _____
SSN _____ - _____ - _____

Secondary Beneficiary *(print)*

Relationship

Spouse Other Share % _____
Name _____
Address _____
City _____ ST _____ Zip _____
SSN _____ - _____ - _____

Relationship

Spouse Other Share % _____
Name _____
Address _____
City _____ ST _____ Zip _____
SSN _____ - _____ - _____

Spousal Waiver *(must be notarized)*

I am the spouse of the participant named above. I consent to my spouse's election to identify a primary beneficiary other than myself (the participant's spouse). I consent to the above named primary beneficiary(ies). I recognize that if anyone other than me is designated as Primary Beneficiary on this form, I am waiving my rights to receive benefits under the plan when my spouse dies.

Spouse Must Sign Here

The signature of the spouse must be witnessed by a notary public.

Print Name _____
Signature _____
Today's Date _____ / _____ / _____

Notary Completes This Section

Subscribed and sworn to before me on this _____
day of _____ (month, year)
Notary Signature _____

Authorization and Signature

 **Employee Signs Here** _____ **Date** _____ / _____ / _____

Note: Return this completed form to your employer. Employers should keep all beneficiary forms on file.

Flexible 401(k) Plan
Safe Harbor Contribution Notice

EMPLOYER INFORMATION

Name of Adopting Employer: Worldwide Travel Staffing, Ltd

Office/Client Number: 0445-H670 Notice Date: 12/01/2015

To comply with employee notification requirements, this notice should be distributed to all eligible employees with the Summary Plan Description (SPD).

IMPORTANT: Carefully read and consider the following information before you decide whether to start making Employee 401(k) Contributions or decide to continue or change the amount of that contribution. To the extent that there are conflicting provisions between our SPD and this Notice, this Notice will control. See your Employer for an additional copy of the SPD.

SECTION ONE: PLAN INFORMATION

Name of Plan: Worldwide Travel Staffing, Ltd 401(k) Profit Sharing Plan and Trust

Plan Sequence Number 0 0 1

Plan Year End : DECEMBER 31, 2016

SECTION TWO: PLAN CONTRIBUTIONS

The contributions described below will be made to the Plan identified in Section One, unless your Employer indicates otherwise, and will be determined based on the definition of Compensation described in the SPD your Employer has provided to you each computation period.

Part A. Elective Deferrals

By completing an Enrollment Form, you agree to make Employee 401(k) Contributions to this Plan. Your compensation will be reduced each pay period by an amount based upon the formula described in your SPD. In addition, rules regarding how and when you may make or change a deferral election are provided in your SPD. You have a minimum of 30 days from the date you receive this notice to make or change your election. Please refer to your SPD for additional information.

Part B. Safe Harbor Employer Contributions (select Option 1 or Option 2)

Your employer will make contributions as described below:

- Option 1:** A Matching Contribution in an amount equal to:
- the sum of 100% of the portion of your Employee 401(k) Contributions which do not exceed 3% of your Compensation, plus 50% of the portion of your Employee 401(k) Contributions that exceeds 3%, but does not exceed 5% of your Compensation. No additional Matching Contributions will be made to the Plan on your behalf.
 - the sum of
 - (i) 100% of your Employee 401(k) Contributions that do not exceed 6 % of your Compensation for the year plus
 - (ii) % of your 401(k) Contributions that exceed 6 % of your Compensation for the Plan Year and that do not exceed % of your Compensation for the Plan Year.
 - This notice satisfies the supplemental notice requirement. This plan has been amended during the Plan Year to eliminate the Matching Contributions. You have 30 days following receipt of this notice to change your Employee 401(k) Contribution election. The Matching Contribution will no longer be made as of / / (this date is no earlier than 30 days from the date of this notice).
- Option 2:** A Non-elective Contribution in an amount equal to at least 3% of your Compensation.
- WILL BE contributed if you are eligible to make Employee 401(k) Contributions.
 - MAY BE contributed if you are eligible to make Employee 401(k) Contributions. You will receive a supplemental notice no later than December 1 of this Plan Year if the plan is amended to include the contribution.
 - This notice satisfies the supplemental notice requirement. This plan has been amended. A Safe Harbor Non-elective Contribution of at least 3% of your Compensation will be contributed if you are eligible to make Employee 401(k) Contributions.

It is possible that the Safe Harbor Contribution may be reduced or suspended mid-year. If that were to be the case, a supplemental notice will be provided at least 30 days prior to the reduction or suspension.

Participants Entitled to Receive Safe Harbor Employer Contributions

Safe Harbor Contributions will be made on behalf of:

- Each Eligible Employee who is a non-Highly Compensated Employee (and, in the case of Safe Harbor Matching Contributions, makes Elective Deferrals to the Plan).
- All Eligible Employees (who, in the case of Safe Harbor Matching Contributions, make Elective Deferrals to the Plan).

Safe Harbor Contribution Computation Period

For purposes of applying the Safe Harbor Contribution, Compensation will be based on the following period Annual

Part C. Other Contributions

In addition to the contributions identified above, your Employer may be permitted to make additional contributions to the Plan. Refer to your SPD to determine if additional contributions will be made and, if so, whether you are entitled to receive a portion of such contributions.

SECTION THREE: VESTING AND CONTRIBUTIONS

You will always be fully vested in all contributions derived from Elective Deferrals, Qualified Non-elective Contributions (if any), Safe Harbor Basic Matching Contributions (if any), and Safe Harbor Non-elective Contributions (if any).

Your rollover and transfer contributions, if allowed, are 100% vested immediately. The vesting schedules below apply to your Employer Profit Sharing Contributions and Matching Contributions.

YEARS OF VESTING SERVICE	VESTED PERCENTAGE FOR EMPLOYER PROFIT SHARING CONTRIBUTIONS AND MATCHING CONTRIBUTIONS							
Profit Sharing	Option 1 <input checked="" type="checkbox"/>	Option 2 <input type="checkbox"/>	Option 3 <input type="checkbox"/>	Option 4 <input type="checkbox"/> <i>(Complete if chosen)</i>			Option 5 <input type="checkbox"/> <i>(Complete if chosen)</i>	
Matching	Option 1 <input checked="" type="checkbox"/>	Option 2 <input type="checkbox"/>	Option 3 <input type="checkbox"/>		Option 4 <input type="checkbox"/> <i>(Complete if chosen)</i>		Option 5 <input type="checkbox"/> <i>(Complete if chosen)</i>	
Less than One	100%	0%	0%	___%	___%	___%	___%	___%
1	100%	0%	0%	___%	___%	___%	___%	___%
2	100%	0%	20%	___%	___%	___%	___%	___%
3	100%	100%	40%	___%	___%	100%	100%	___%
4	100%	100%	60%	___%	___%	100%	100%	___%
5	100%	100%	80%	___%	___%	100%	100%	___%
6	100%	100%	100%	100%	100%	100%	100%	100%

NOTE: If no option is selected, Option 3 will be deemed to be selected for both Employer Profit Sharing Contributions and Matching Contributions.

SECTION FOUR: DISTRIBUTIONS

Distributions: You can withdraw your Individual Account if you terminate employment before Normal Retirement Age, you become disabled, or you reach Normal Retirement Age but continue to work. You can request a distribution from the Plan of your vested interest in the Plan upon attainment of age 59½, even if you continue to work.

Unless one of the situations listed above exists, you cannot withdraw your Individual Account attributable to Employer Profit Sharing and Matching Contributions, rollover contributions, or transfer contributions while you are still employed.

Can you withdraw your Elective Deferrals on account of hardship? Yes No

Form of Distribution: You may request a distribution of the vested portion of your Individual Account in the form of a Lump Sum, Installment Payment, or Annuity Contracts.

Involuntary Cash out: If your account balance exceeds \$1,000, but is less than \$5,000, the Plan Administrator may instruct that you receive your distribution in the form of a single sum payment. When determining the value of the account, rollover contributions will not be included.

REA Safe Harbor/Qualified Joint and Survivor Annuity: The REA Safe Harbor provisions of the Plan do apply.

SECTION FIVE: DEFAULT INVESTMENT OF PLAN CONTRIBUTIONS

You are permitted to select the investment option(s) for the contributions made to the Plan on your behalf. However, if you fail to provide investment direction (that is, you do not provide a valid instruction as to how the contributions should be invested), the contributions will be invested in a Qualified Default Investment Alternative (QDIA). A QDIA is an investment option under the Plan which is intended to promote the long term capital growth of your account balance in order to achieve meaningful retirement savings. If a plan contribution is invested in the QDIA, you still have the right to transfer the contribution from the QDIA to any other investment option available under the Plan. Prior to requesting any movement of funds, please review the fund prospectus for policies regarding frequent trading and market timing, if any. You may contact the Plan Administrator to obtain information regarding the specific investment(s) that will serve as the QDIA, fees and expenses that may be associated with the QDIA, and alternative investments available under the Plan.

SECTION SIX: CONTACT INFORMATION

If you have questions or require further information, please contact the following:

Plan Administrator: andrew crawford
Address: 2829 Sheridan Dr
City: Tonawanda **State:** NY **Zip:** 14150
Telephone: 716-821-9001

401(k) Plan Qualified Default Investment Alternative Notice

To comply with Department of Labor regulations pertaining to Qualified Default Investment Alternatives (QDIAs), this notice is distributed to all employees eligible to participate in the company-sponsored retirement Plan. Unless your employer indicates otherwise, all contributions made to the Plan identified will be invested in funds that you select.

Important: Carefully read and consider the following information as it contains important information regarding some Plan rules. As a participant in the company-sponsored Plan, you have the right to direct how the assets in your account will be invested. This notice explains how Plan contributions will be invested when you fail to provide instructions as to how the assets held in your account will be invested.

Section One: Plan Information

Name of Adopting Employer Worldwide Travel Staffing, Ltd

Notice Date 12/1/15

Name of Plan Worldwide Travel Staffing, Ltd 401(k) Profit Sharing Plan and Trust
Name of Adopting Employer

Plan Sequence Number 00 1

Plan Year End December 31, 2016

Section Two: Plan Default Investment Fund

Part A. Explanation of When Default Investment Fund Is Used

You have the right to select and direct the investment option(s) for the contributions made to the Plan on your behalf. However, if you fail to provide investment direction (that is, you do not provide a valid instruction as to how the contributions should be invested), the contributions will be invested in a Qualified Default Investment Alternative (QDIA).

Part B. Description of the Default Investment Fund

A QDIA is an investment option under the Plan which is generally intended to promote the long-term capital growth of your account balance in order to achieve meaningful retirement savings. All amounts contributed to the Plan for which you have not provided investment direction will be invested in the following default investment:

AMERICAN BALANCED PORTFOLIO R4

NAME OF DEFAULT INVESTMENT

Does the Plan use a Target Date Investment Series as its primary default fund (specified above)? Yes No

If yes, contributions will be allocated to the applicable fund within the Target Date Investment Series based on your age. If information necessary to select a target date fund is unavailable, all amounts contributed to the Plan for which you have not provided investment direction will be invested in the following default fund:

NAME OF SECONDARY DEFAULT INVESTMENT

Part C. Default Investment of Plan Contributions for Initial 90 Days

Does the Plan use a default fund (identified below) that applies only to the first 90 days that the contributions are held in the Plan?

Yes No

If yes, the contributions will be automatically transferred after the initial 90 days to the default fund identified in Part B.

NAME OF 90 DAY DEFAULT INVESTMENT

Part D. How to Provide Investment Instruction

You should provide investment instruction by accessing the Paychex Online Retirement Services website at <https://benefits.paychex.com> or by calling Paychex Employee Services at 1-877-244-1771.

Part E. Other Information of Importance to You

When plan contributions are invested into the Plan's default fund, you have the ability to transfer those contributions to another investment option available under the Plan. Should you choose to move these funds to one of the other available investment options, you will not incur any transfer or redemption fees. Please refer to the fund's prospectus for additional information regarding the fees and expenses associated with the funds.

Prior to requesting any movement of funds, please review the fund prospectus for policies regarding frequent trading and market timing, if any. You may contact the Plan Sponsor (your employer) to obtain information regarding the specific investment(s) that will serve as the QDIA, fees and expenses that may be associated with the QDIA, and alternative investments available under the Plan. This information is also available by accessing the Paychex Online Retirement Services website at <https://benefits.paychex.com>.

Section Three: Contact Information

If you have questions or require further information, please contact the following:

Plan Administrator andrew crawford

Address 2829 Sheridan Dr

City Tonawanda State NY Zip 14150

Telephone 716-821-9001

Qualified Retirement Plan

SUMMARY PLAN DESCRIPTION

PAYCHEX[®]

Qualified Retirement Plan and Trust Summary Plan Description

TABLE OF CONTENTS

INTRODUCTION.....	iii	SECTION THREE: CONTRIBUTIONS TO THE PLAN	3
DEFINITIONS	1	Contributions to 401(k) Plans	3
Beneficiary	1	Contributions to Profit Sharing and Money Purchase Pension Plans	6
Catch-up Contributions	1	Limitations on Contributions and Allocations	7
Compensation.....	1	SECTION FOUR: VESTING AND FORFEITURES.....	7
Core Funds	1	How Your Vested Amount is Determined	7
Differential Military Pay	1	What Happens to Nonvested Amounts.....	7
Direct Rollover	1	Break in Service Situations.....	8
Early Retirement Age.....	1	SECTION FIVE: DISTRIBUTION OF BENEFITS, CLAIMS PROCEDURE AND LOANS	8
Elective Deferrals.....	1	Benefit Eligibility.....	8
Eligible Retirement Plan.....	1	Distribution of Benefits.....	9
Eligible Rollover Distribution	1	Restrictions or Penalties on Distributions	10
Employee.....	1	Payouts to Your Beneficiaries.....	10
Employer	1	What to do to Receive Benefits.....	11
Employer Contribution.....	1	How to File a Claim	11
Enrollment/Change Form	1	Borrowing From the Plan.....	11
Entry Dates.....	1	SECTION SIX: DEFINITIONS	11
Forfeitures	1	SECTION SEVEN: MISCELLANEOUS.....	11
General Information Sheet.....	1	Self-Direction of Investments	11
Hours of Service	1	Plan Administration and Management	11
Individual Account.....	1	Plan Termination.....	12
Individual Retirement Account (IRA).....	1	SECTION EIGHT: RIGHTS UNDER ERISA.....	13
Key Employee	1	Rights and Protections to Participants Under the Employee Retirement Income Security Act.....	13
Loan Disclosure.....	1	SECTION NINE: LOAN DISCLOSURE AND BASIC LOAN AGREEMENT	13
Matching Contribution	1	SECTION TEN: PARTICIPANT DISTRIBUTION NOTICE AND SPECIAL TAX NOTICE REGARDING PLAN DISBURSEMENTS	17
Nondeductible Employee Contributions.....	1		
Nonelective Contributions.....	1		
Normal Retirement Age.....	1		
Outside Plan Investment.....	1		
Participant.....	1		
Plan.....	2		
Plan Administrator.....	2		
Plan Year	2		
Pretax Elective Deferrals.....	2		
Qualified Distribution.....	2		
Qualified Joint and Survivor Annuity (QJSA).....	2		
Related Employer	2		
Required Beginning Date	2		
Roth Elective Deferrals	2		
Self-Directed Brokerage Account (SDBA)	2		
Taxable Wage Base	2		
SECTION ONE: EFFECTIVE DATE	2		
SECTION TWO: ELIGIBILITY AND PARTICIPATION	2		
Eligibility Requirements.....	2		
When You Can Participate in the Plan	2		
How to Continue Plan Participation	2		

Qualified Retirement Plan and Trust

Summary Plan Description

INTRODUCTION

Your Employer has adopted an employee benefit plan designed to help you meet your financial needs during your retirement years. To become a Participant in the Plan, you must meet the Plan's eligibility requirements. Once you become a Participant, the Plan Administrator (your Employer) will maintain an Individual Account for you. Minimally each Plan Year, your account will be adjusted to reflect contributions, gains, losses, etc. The percentage of your account to which you will be entitled when you terminate employment depends on the Plan's vesting schedule. These features are explained further in the following pages.

The actual Plan is a complex legal document that has been written in the manner required by the Internal Revenue Service (IRS) and is referred to as the Basic Plan Document.

This document is called a Summary Plan Description (SPD) and explains and summarizes the important features of the Basic Plan Document. The SPD includes this document along with the General Information Sheet, which highlights information unique to the Plan that your Employer has adopted. Refer to the top of the General Information Sheet to determine whether your Plan is a 401(k) (including simplified 401(k)), profit sharing, or money purchase pension plan. If your Plan is a 401(k) plan, you may elect to reduce your annual taxable income by deferring a portion of your Compensation into the Plan as Elective Deferrals. If your Plan is a profit sharing or money purchase pension plan, your Employer will make all contributions to the Plan. As you read the SPD, you will need to refer to the General Information Sheet to understand how your Plan works. You should consult the Basic Plan Document for technical and detailed Plan provisions. *The legal operation of the Plan is controlled by the Basic Plan Document and not this SPD.*

The Plan sequence number, which identifies the number of qualified plans the Employer currently maintains or has previously maintained, may be found in the General Information Sheet.

If at any time you have specific questions about the Plan as it applies to you, bring them to the attention of the Plan Administrator whose address and telephone number appear in the General Information Sheet. You also may examine the Basic Plan Document itself at a reasonable time by making arrangements with the Plan Administrator.

NOTE: This Summary Plan Description is not complete if the "General Information Sheet" is not attached. Contact your Employer if you do not have the "General Information Sheet."

Qualified Retirement Plan and Trust

Summary Plan Description

DEFINITIONS

The following definitions are used in the text of this SPD. These words and phrases are capitalized throughout the SPD for ease of reference.

Beneficiary – the person(s) and/or entity(ies) that will receive all or a specified portion of your Individual Account in the event of your death.

Catch-up Contributions – additional Elective Deferrals, not to exceed the applicable dollar amount for a given year, made under this Plan by Participants who attain age 50 before the close of the Plan Year.

Compensation – the earnings paid to you by your Employer that are taken into account for purposes of the Plan.

Core Funds – primary investment options made available from an investment manager selected by the Employer.

Differential Military Pay – compensation paid while on active duty with the uniformed services that will be used for purposes of determining plan contributions.

Direct Rollover – a way of rolling over an Eligible Rollover Distribution from a qualified plan directly to another Eligible Retirement Plan, thereby avoiding federal income tax withholding.

Early Retirement Age – the age specified in the adoption agreement upon attainment of which you may become 100% vested in your Individual Account and may possibly be entitled to receive a distribution. This feature is generally not available.

Elective Deferrals – the dollars you put into the Plan through payroll deductions. The term Elective Deferrals shall mean Pretax Elective Deferrals and Roth Elective Deferrals. Refer to the separate definitions of these terms.

Eligible Retirement Plan – an eligible 457(b) plan maintained by a state governmental entity, a traditional or Roth IRA, a qualified retirement plan, a qualified annuity plan, and a 403(b) plan.

Eligible Rollover Distribution – any distribution to your credit which does not include the following: any distribution that is one of a series of substantially equal periodic payments; required minimum distributions; and hardship distributions. In addition, an Eligible Rollover Distribution includes a Direct Rollover of Nondeductible Employee Contributions made to a traditional IRA or qualified retirement plan, if those amounts are separately accounted for in the receiving plan.

Employee – any person employed by the Employer.

Employer – the sole-proprietorship, partnership, or corporation or other entity maintaining this Plan.

Employer Contribution – the amount contributed to the Plan on your behalf by your Employer.

Enrollment/Change Form – the agreement between you and your Employer authorizing your Employer to deduct your Elective Deferrals from your Compensation and put them into the 401(k) Plan. Your Employer may accept your authorization in electronic, telephonic, or paper formats.

Entry Dates – the dates on which you will enter the Plan upon satisfying the age and service requirements.

Forfeitures – nonvested portions of a Plan Participant's Employer Contributions that are allocated to other Plan Participants, applied to reduce Employer Contributions, or used toward administrative expenses of the Plan.

General Information Sheet – outlines the provisions of the Plan. You should have received a copy of the General Information Sheet along with this SPD.

Hours of Service – unless the adoption agreement defines otherwise, each hour for that you are paid or entitled to payment for the performance of duties for your Employer.

Individual Account – the contribution account established and maintained for you that is made up of all contributions made by you or on your behalf, adjusted according to any earnings or losses due to market fluctuations.

Individual Retirement Account (IRA) – a separate individual retirement plan established by, or on behalf of, the Participant. The IRA may be a traditional one that accepts rollovers of pretax balances or a Roth IRA that accepts rollovers of Roth Elective Deferral accounts.

Key Employee – an Employee who at any time during the Plan Year is an officer of the Employer having annual Compensation greater than \$130,000 (indexed); a five-percent owner of the company; or a one-percent owner of the company with annual Compensation exceeding \$150,000.

Loan Disclosure – the form that outlines the loan program available under your Plan. Your Plan offers a loan program, and a copy of the Loan Disclosure is included in this SPD.

Matching Contribution – a contribution made by your Employer to the 401(k) plan on your behalf based upon your Elective Deferrals made to the Plan.

Nondeductible Employee Contributions – generally not permitted. A contribution that you make to a plan on an after-tax basis. These contributions do not include Roth Elective Deferrals and may only be made to 401(k) plans and certain 403(b) plans.

Nonelective Contributions – a contribution made by your Employer on your behalf in lieu of a Matching Contribution. These contributions may only be made as Safe Harbor cash or deferred arrangement (CODA) Contributions or to SIMPLE 401(k) plans.

Normal Retirement Age – the age specified in the General Information Sheet and is generally age 65. If no age is specified, the Normal Retirement Age is 59½. Upon attaining the specified age, you will become 100% vested in your Individual Account and may be entitled to a distribution.

Outside Plan Investment – investment option maintained outside of those offered through Paychex and is outside the scope of your Core Funds.

Participant – an Employee who has met the eligibility requirements, has entered the Plan, and has become eligible to make or receive a contribution to his or her Individual Account.

Plan – the retirement plan your Employer has set up. The Plan is controlled by a legal document containing many technical and detailed provisions. The Plan Administrator has a copy of the Plan document.

Plan Administrator – the Employer. The Plan Administrator is responsible for directly administering the Plan.

Plan Year – the 12-consecutive-month period upon which the Plan is maintained.

Pretax Elective Deferrals – the dollars you put into the Plan through pretax payroll deductions.

Qualified Distribution – a distribution of Roth Elective Deferral account balances where the participant satisfies the requirements of attaining age 59½, death or disability, and completion of the 5-year participation period.

Qualified Joint and Survivor Annuity (QJSA) – a lifetime annuity payment to a Participant who separates from service. When the Participant dies, periodic payments will continue to a surviving spouse in a percentage specified in the General Information Sheet. A Plan Participant may waive the QJSA form of distribution and elect an alternative form of distribution. Profit sharing or 401(k) plans that are subject to the Retirement Equity Act (REA) Safe Harbor provisions will pay your benefits under the Plan in a form other than an annuity. Refer to the General Information Sheet to determine if your Plan is subject to the REA Safe Harbor provisions.

Related Employer – an Employer that has ownership in common with the Employer establishing this Plan.

Required Beginning Date – the date distribution of benefits is generally required to commence. The date is no later than April 1 of the calendar year following the year you attain age 70½ or, if later, April 1 of the calendar year following the year in which you retire. However, if you own more than 5% of your Employer, distributions are required to commence no later than April 1 of the calendar year following the year you attain age 70½.

Roth Elective Deferrals – the dollars you put into the Plan through post-tax payroll deductions. The Roth Elective Deferral may not be an option available to your Plan.

Self-Directed Brokerage Account (SDBA) – an investment option that enables the Participant to select investments outside the scope of your Core Funds. It allows you to invest in a broader range of investments, including additional mutual funds, stocks, and bonds. The SDBA is available in Plans in which the Plan Administrator has elected this as an investment option. It may not be an investment option available to your Plan.

Taxable Wage Base – the base salary amount, as indexed annually by the Social Security Administration, upon which the Employer's Social Security obligation is determined.

SECTION ONE: EFFECTIVE DATE

In general, your Employer selects the Effective Date of this Plan. Refer to your General Information Sheet to determine what the Effective Date is.

SECTION TWO: ELIGIBILITY AND PARTICIPATION

Part 1. What are the eligibility requirements of the Plan?

Employees Eligible to Participate

The Plan may require or permit your Employer to exclude certain classifications of Employees from participation. Refer to the General Information Sheet to determine if any Employee classifications have been excluded from participation in your Plan.

Age and Service Requirements

To be eligible to participate in the Plan, you may be required to reach a certain age and/or complete a certain number of years of service for your Employer. Under some circumstances, you may be given credit for years of service with predecessor employers. Refer to the General Information Sheet for minimum age and service requirements.

Replacement Plan

If this is restatement of a prior Plan with the same Employer, in which you were a Participant, you will automatically participate.

Part 2. After I meet the eligibility requirements, when do I actually become a Participant in the Plan?

During each Plan Year there are generally at least two Entry Dates upon which you can begin participation. The Plan Entry Dates for your Plan are indicated in the General Information Sheet. After you have met the eligibility requirements, you will enter the Plan and thus become a Participant on the applicable Entry Date.

Part 3. Once I am a Plan Participant, what must I do to continue to participate in the Plan?

You will continue to participate in the Plan while you are still employed by the Employer, even if you have a break in eligibility service. A break in service is a 12-consecutive-month period during which you fail to work more than the minimum number of Hours of Service. Unless otherwise stated in the General Information Sheet, this is 500 hours. However, no break in service will occur if the reason you did not work more than 500 hours was because of certain absences due to birth of a child, pregnancy or adoption of children, military service or other service during a national emergency during which your re-employment under a federal or state law is protected and you do, in fact, return to your employment within the time required by law.

If you had met the eligibility requirements and were a Participant in the Plan before terminating employment or having a break in eligibility service, and are later rehired, you will enter the Plan immediately.

SECTION THREE: CONTRIBUTIONS TO THE PLAN

Subsection I. Contributions to 401(k) Plans

You are generally allowed to make Pretax Elective Deferrals to the Plan through payroll deductions. Refer to the General Information Sheet to determine if you are permitted to make Roth Elective Deferrals. Your Employer may also make various contributions to the Plan on your behalf. These may include the following:

Matching Contributions – these contributions match a percentage of your Elective Deferrals and Catch-up Contributions made to the Plan.

Employer Profit Sharing Contributions – these contributions are discretionary. Your entitlement to an Employer Profit Sharing Contribution is not dependent upon making Elective Deferrals.

Nonelective Contributions – in lieu of Matching Contributions, your Employer may make these contributions. Nonelective Contributions may only be made as Safe Harbor CODA Contributions or to SIMPLE 401(k) Plans.

Qualified Nonelective Contributions and Qualified Matching Contributions – these contributions may be made by your Employer to satisfy special nondiscrimination rules that apply to the Plan. These contributions are fully vested when made and are subject to the same restrictions on withdrawals applicable to Elective Deferrals. These types of contributions are available under a 401(k) Plan at the Employer's discretion.

Nondeductible Employee Contributions – some 401(k) plans allow Participants to make after-tax contributions to the Plan that accrue earnings on a tax-deferred basis. These contributions are called Nondeductible Employee Contributions.

Refer to the General Information Sheet to determine the types of contributions available under your Plan.

Part 1. Elective Deferrals

The General Information Sheet provides specific information about Elective Deferrals unique to your Plan.

A. How do I make Elective Deferrals?

If you wish to make Elective Deferrals and the Plan permits it, you must complete and sign an *Enrollment/Change Form* or follow another Deferrals election process provided to you by your employer. Once you become eligible to participate in the Plan, the Employer will provide you with instructions. Information is also available in the Fee Disclosure for Participants document.

EXAMPLE: Your Compensation is \$15,000. You wish to make an Elective Deferral to the Plan and sign an *Enrollment/Change Form* authorizing an Elective Deferral of 5% of your Compensation. As a result, your Employer will pay you \$14,250 as gross taxable income and will deposit your 5% Elective Deferral (\$750) into the Plan for you.

You may change the amount or percentage of your pay that you are putting into the Plan as often as specified in the General Information Sheet or in the *Enrollment/Change Form*. If you want to change the amount or percentage of your Elective Deferral, you must execute a new *Enrollment/Change Form* and return it to your Plan Administrator at least 30 days before the change will take effect, or a lesser number of days if the Plan Administrator permits or notify your Employer of your desire to change your Deferral rate using another method approved by your Employer (i.e., internet, telephone voice response system).

NOTE: If the Plan elects to follow the Safe Harbor CODA Contribution provisions, a notice from the Employer will be provided to you if you are a Participant. This notice will be provided at least 30 days, but no more than 90 days, before the beginning of the Plan Year. The notice will also be provided within 90 days prior to and no later than the day you first become a Participant. Once you have received the notice, you have 30 days to make or modify an Elective Deferral election. This election period is in addition to any other election period allowed by the Employer to modify or discontinue Elective Deferrals.

Automatic Elective Deferrals

If your Plan provides for automatic Elective Deferrals, your Elective Deferrals will be considered Pretax Elective Deferrals unless your Employer has designated that they will be Roth Elective Deferrals. Refer to the General Information Sheet or *Enrollment/Change Form* to determine if your Employer may make payroll deductions without you completing and signing the *Enrollment/Change Form*.

B. How much may I defer each year?

The Internal Revenue Code (IRC) limits the maximum amount you may put into the Plan during each of your tax years. Most people pay income tax on a calendar-year basis. The deferral limit for 2010 is \$16,500 and \$17,000 for 2012. This limit may be adjusted periodically by the Internal Revenue Service (IRS) for increases in cost-of-living. This limit applies to all Elective Deferrals you make during your tax year to any 401(k) plans maintained by your present or former employers. Your Plan may also limit the amount of the Elective Deferrals you may make. Refer to the General Information Sheet to determine what that limit is. Elective Deferrals you make to a SIMPLE 401(k) plan are subject to a different dollar limit. The SIMPLE 401(k) deferral limit for 2010 is \$11,500. The \$11,500 limit will be adjusted periodically by the IRS for increases in cost-of-living.

C. May I stop making Elective Deferrals?

Yes, you may stop making Elective Deferrals by executing an *Enrollment/Change Form*, which your Employer will provide or follow another Deferrals election process provided to you by your employer. You are permitted to stop making Elective Deferrals at any time. Your General Information Sheet provides additional information about making Elective Deferrals to your Plan. If you stop your Elective Deferrals, you may begin putting money in the Plan again at any time.

D. What if I defer more than the maximum amount allowed?

If you put too much money into the Plan through Elective Deferrals, the excess amount and any earnings you may have received on the excess must be taken out of the Plan by April 15 of the year following the year the money went into the Plan. You are responsible for notifying your Employer of the excess Elective Deferral by the date specified in the General Information Sheet. Any contributions in

excess of the IRC limits will be taxable income for the year in which you put the excess into the Plan. If the excess is not removed from the Plan by April 15, you will have to pay additional income tax.

EXAMPLE: In 2010, you make an excess contribution of \$100 and have \$10 of earnings on the excess. You remove \$110 by April 15, 2011. The \$110 will be reported on a Form 1099R and you will pay income tax on that amount.

You must sign a form to claim a return of any excess amounts that you put into the Plan. Your Employer will furnish the form to you, and you must return it to your Employer by the date specified in the General Information Sheet.

E. May highly compensated Participants contribute the maximum amount?

Highly compensated employees making Elective Deferrals may be subject to additional limitations on Elective Deferral amounts contributed to the Plan for each Plan Year. The IRC and tax rules define highly compensated employee for these purposes. Highly compensated employees making Elective Deferrals are limited in the percent of the Compensation that they may defer based on the average percent of Compensation deferred by the non-highly compensated group of employees during the Plan Year. If these limits apply to you, your Plan Administrator will give you additional information. The additional limitations described above do not apply to SIMPLE 401(k) plans or plans meeting the Safe Harbor CODA Contribution requirements.

F. Are Catch-up Contributions available under the Plan?

Unless otherwise indicated in the General Information Sheet, all Employees who are eligible to make Elective Deferrals under your Plan and who have attained age 50 before the close of the Plan Year are eligible to make Catch-up Contributions, not to exceed the applicable dollar amount for the year. In addition, certain limits, as required by law, must be met prior to being eligible to make a Catch-up Contribution. The primary limit you must meet is the annual deferral amount permitted by the IRS. For 2011, this limit is \$16,500 and for 2012 it is \$17,000. If you are eligible for, and elect to make, a Catch-up Contribution in 2011, you will be required to first make a \$16,500 salary deferral. However, you will not be required to make the maximum annual deferral amount permitted by the IRS if the Plan limits salary deferrals to a percentage of your annual Compensation that is less than the IRS limit. Finally, if you are a highly compensated employee, the Catch-up Contribution you are eligible to make may be limited by other limits set by the IRC. See your Plan Administrator for additional information.

Part 2. Employer Matching Contributions

Your Plan may provide for Matching Contributions. If so, the General Information Sheet provides specific information about Matching Contributions unique to your Plan.

A. What must I do to share in an Employer Matching Contribution?

You may receive Matching Contributions if you make Elective Deferrals, and/or Catch-up Contributions to the Plan.

To share in the Matching Contribution, you must be a qualifying contributing Participant in the Plan. Some plans require that you work a minimum number of hours or require you to be working for the Employer on the last day of the Plan Year to share in the Matching Contribution. Refer to the General Information Sheet to determine if a minimum number of hours worked requirement applies to your Plan.

Plans may waive hourly and/or last day requirements under certain circumstances such as death, disability, etc. Refer to the General Information Sheet to determine if and when such requirements are waived.

The amount of your Matching Contribution will be based upon the formula described in the General Information Sheet.

EXAMPLE: Your annual Compensation is \$15,000. You agree to make an Elective Deferral of 10% of your Compensation. Under the terms of the Plan, assume your Employer has selected a Matching Contribution formula that will match your Elective Deferrals on the basis of 50% for each percentage you contribute. For the Plan Year, your Elective Deferral will be \$1,500 and the Matching Contribution will be \$750.

B. Are highly compensated Participants eligible to receive Matching Contributions?

Yes. However, additional limitations may exist on the Matching Contribution amounts. The IRC and tax rules define highly compensated employee for these purposes. If these limits apply to you, your Plan Administrator will provide additional information about them. The additional limitations described above do not apply to SIMPLE 401(k) plans or plans meeting the Safe Harbor CODA Contribution requirements.

Part 3. Employer Contributions

Unless your Plan is a SIMPLE 401(k) plan, your Employer will decide each Plan Year whether to make a contribution based on your Compensation to the Plan, unless a more detailed method of determining the amount of an Employer Contribution is specified in the General Information Sheet. This contribution is also referred to as a profit sharing contribution.

A. What must I do to share in the Employer Contribution?

To share in the Employer Contribution, you must be a Participant in the Plan. Some plans require that you work a minimum number of hours or be working for the Employer on the last day of the Plan Year to share in the Employer Contribution. Refer to the General Information Sheet to determine if this applies in your Plan.

Plans may waive hourly and/or last day requirements under certain circumstances such as death, disability, etc. Refer to the General Information Sheet to determine if and when the minimum Hours of Service and/or last day requirements may be waived.

If the Plan is top-heavy and an Employer Contribution is made, you may be eligible to receive a portion of the contribution, even if you fail to work the required number of Hours of Service, as long as you are a Participant and you are employed on the last day of the Plan Year.

B. What portion of the Employer Contribution will be allocated to my Individual Account?

How the Employer Contribution is allocated to your Individual Account depends on the allocation formula selected by your Employer. Refer to the General Information Sheet to determine which of the following formulas will be used.

Pro Rata Allocation – if this Plan allocates contributions on a pro rata basis and a contribution is made, you will receive a pro rata portion of the contribution equal to the ratio of your Compensation to the Compensation of all Participants.

EXAMPLE: Assume you are one of 10 Participants in the Plan and your Compensation is \$10,000. Assume further the Compensation of all Participants when added together equals \$100,000. The ratio of your Compensation (\$10,000) to that of all Participants (\$100,000) is 1/10. Therefore, 1/10 of the contribution made by your Employer to the Plan will be allocated to your account (that is, \$10,000).

Flat Dollar Allocation – if this Plan allocates contributions on a flat dollar basis, each Participant in the Plan will receive the same contribution dollar amount.

Integrated Allocation – if this Plan uses an integrated allocation formula, the contribution your Employer makes will consist of two parts: a base contribution and an excess contribution. The base contribution will be a percentage of your Compensation up to the integration level. The excess contribution will be a percentage of your Compensation above the integration level. The integration level is the Social Security Taxable Wage Base for the year unless otherwise specified in the General Information Sheet.

Age-Weighted Allocation – if this Plan allocates contributions on an age-weighted basis, the contribution will be allocated among the accounts of Participants according to a formula that, in addition to Compensation, takes into account the ages of Participants. As a result, older Participants generally receive a greater contribution relative to that of younger Participants.

The particular formula used to allocate the contribution in your Plan assumes various facts as a prerequisite to making specific allocations to the Individual Accounts of Participants. Consult your Plan Administrator for such assumptions unique to your Plan.

New Comparability Allocation – if this Plan uses a new comparability allocation formula, your Employer has designated two or more allocation groups for this Plan. Each allocation group contains a designated class of Employees. In years that the Employer makes a contribution, a contribution will be made for each allocation group. Your Employer may contribute a different percentage of Compensation for each group. Refer to the General Information Sheet for a description of the allocation groups.

Part 4. Nondeductible Employee Contributions

Your Plan does not allow Nondeductible (after-tax) Employee Contributions.

Part 5. Rollover/Transfer Contributions

Your Plan may allow you to make rollover and/or transfer contributions to this Plan. Your Plan may also allow you to make rollover contributions to another Roth Elective Deferral account from an Eligible Retirement Plan other than a Roth IRA. Refer to the General Information Sheet to determine if these contributions can be made under your Plan.

A. Are rollovers and transfers subject to a vesting schedule?

No. You are always 100% vested in your rollover and/or transfer contributions.

B. When may I withdraw rollover and transfer contributions?

Unless stated otherwise in the General Information Sheet, rollover and transfer contributions will generally be subject to the Plan's provisions regarding timing of distributions (the provisions are described in this section of this SPD and the Distributions section of the General Information Sheet). However, assets transferred from a money purchase pension plan to this Plan may not be distributed before your retirement, death, disability, severance from employment, or prior to Plan termination.

Part 6. Nonelective Contributions

If your Plan is a SIMPLE 401(k) plan, or elects the Safe Harbor CODA Contribution provisions, your Employer must make either a Matching Contribution or a Nonelective Contribution. Your Employer will notify you before the beginning of each Plan Year as to which type of contribution will be made.

A. What must I do to share in the Nonelective Contribution?

To share in the Nonelective Contribution, you must have satisfied the Plan's eligibility requirements, entered the Plan, and earned a minimum amount of Compensation during the year. Refer to the General Information Sheet to determine the Compensation requirements.

In addition, a Safe Harbor CODA plan may limit the contribution to non-highly compensated participants (NHCE). Refer to the General Information Sheet to determine if the Plan limits contributions to NHCEs.

B. What portion of the Nonelective Contributions will be allocated to my account?

If your Plan is a SIMPLE 401(k) and you are eligible to receive a Nonelective Contribution, you will receive a contribution equal to 2% of your Compensation.

If your 401(k) Plan elects the Safe Harbor CODA Contribution provisions and you are eligible to receive a Nonelective Contribution, you will receive a contribution equal to at least 3% of your Compensation. Refer to the General Information Sheet for the exact contribution that will be made on your behalf.

Part 7. Military Service

A. If I am reemployed by my Employer after completing military service, am I entitled to make-up contributions?

Yes. If your Plan permits Deferrals, you may also have the option of making up missed employee contributions and receiving a Matching Contribution, if applicable, on these contributions. Please discuss these options with your Plan Administrator.

B. If I die or become Disabled during military service, will the time I was providing military service be considered for determining whether I will receive employer contributions?

If you die or become disabled during military service, the time while providing military service will be included for determining whether you are entitled to employer contributions. You will be treated as if you had been reemployed on the day before your death or disability and terminated on the day of death or disability to determine your Plan contributions.

Subsection II. Contributions to Profit Sharing and Money Purchase Pension Plans

Part 1. What are the sources of Plan contributions?

All contributions will be Employer Contributions made by your Employer. You may also make rollover and/or transfer contributions to the Plan.

Part 2. How will the amount of the Employer Contribution be determined?

If this is a profit sharing plan, your Employer will decide whether or not to make a contribution based on your Compensation to the Plan during the applicable computation period. Generally, total contributions to a profit sharing plan will not exceed 25% of Participants' Compensation each year.

If this is a money purchase pension plan, your Employer will contribute the percentage of Compensation or amount specified in the General Information Sheet. Contributions to a money purchase pension plan can range from 0% to 25% of a Participants' Compensation each year.

Part 3. What must I do to share in the Employer Contribution?

To share in the Employer Contribution, you must be a Participant in the Plan. Some plans require that you work a minimum number of hours or be working on the last day of the Plan Year to share in the Employer Contribution. Refer to the General Information Sheet to determine if either of these applies in your Plan.

NOTE: If the Employer has established a standardized Plan and you are employed on the last day of the Plan Year, you are not required to work a minimum number of hours to receive an Employer Contribution, regardless of whether or not a minimum number of hours worked requirement is specified on your General Information Sheet.

Plans may waive hourly and/or last day requirements under certain circumstances such as death, disability, etc. Refer to the General Information Sheet to determine if and when the minimum Hours of Service and/or last day requirements are waived.

If the Plan is top-heavy and an Employer Contribution is made, you may be eligible to receive a portion of the contribution, even if you fail to work the required number of Hours of Service, as long as you are a Participant and you are employed on the last day of the Plan Year.

Part 4. What portion of the Employer Contribution will be allocated to my Individual Account?

How the Employer Contribution is allocated to your Individual Account depends on the allocation formula selected by your Employer. Refer to the General Information Sheet to determine which of the following formulas will be used.

Pro Rata Allocation – if this Plan allocates contributions on a pro rata basis and a contribution is made, you will receive a pro rata portion of the contribution equal to the ratio of your Compensation to the Compensation of all Participants.

EXAMPLE: Assume you are one of 10 Participants in the Plan and your Compensation is \$10,000. Assume further the Compensation of all Participants when added together equals \$100,000. The ratio of your Compensation (\$10,000) to that of all Participants (\$100,000) is 1/10. Therefore, 1/10 of the contribution made by your Employer to the Plan will be allocated to your account (that is, \$10,000).

Flat Dollar Allocation – if this Plan allocates contributions on a flat dollar basis, each Participant in the Plan will receive the same contribution dollar amount.

Integrated Allocation – if this Plan uses an integrated allocation formula, the contribution your Employer makes will consist of two parts: a base contribution and an excess contribution. The base contribution will be a percentage of your Compensation up to the integration level. The excess contribution will be a percentage of your Compensation above the integration level. The integration level is the Social Security Taxable Wage Base for the year unless otherwise specified in the General Information Sheet.

Age-Weighted Allocation – if this Plan allocates contributions on an age-weighted basis, the contribution will be allocated among the accounts of Participants according to a formula that, in addition to Compensation, takes into account the ages of Participants. As a result, older Participants generally receive a greater contribution relative to that of younger Participants.

The particular formula used to allocate the contribution in your Plan assumes various facts as a prerequisite to making specific allocations to the Individual Accounts of Participants. Consult your Plan Administrator for such assumptions unique to your Plan.

New Comparability Allocation – if this plan uses a new comparability allocation formula, your Employer has designated two or more allocation groups for this Plan. Each allocation group contains a designated class of Employees. In years that the Employer makes a contribution, a contribution will be made for each allocation group. Your Employer may contribute a different percentage of Compensation for each group. Refer to the General Information Sheet for a description of the allocation groups.

Part 5. What is meant by my Compensation?

The definition of Compensation for Plan purposes can vary for many reasons. For example, federal law may require use of one definition of Compensation for nondiscrimination testing and another for contribution allocation purposes.

In general, the amount of your earnings from your Employer taken into account under the Plan is all earnings reported to you on Form W-2. In the event your Compensation exceeds an annual limit imposed by the IRC, only the amount of Compensation up to that limit will be counted as Compensation under the Plan. For 2010 this limit is \$245,000 and will be adjusted periodically by the IRS for increases in cost of living. See your Plan Administrator for the current year's limit on Compensation. Refer to the General Information Sheet to determine whether a more specific definition of Compensation is provided under the Plan.

Differential military pay received from your Employer while you are on active duty with the uniformed services for a period of more than 30 days, will be considered additional Compensation paid to you for purposes of determining Plan contributions.

Part 6. Where does the contribution made on my behalf go?

The Employer makes the contribution to a trust fund where all dollars are held for the benefit of the Participants. The Employer must establish and maintain an Individual Account for each Participant. The Individual Account is used to track each Participant's share in the total trust fund.

Part 7. Rollover/Transfer Contributions

Your Plan allows you to make rollover and/or transfer contributions. The Plan may accept rollover contributions and/or Direct Rollovers of distributions from an Eligible Retirement Plan.

A. Are rollovers and transfers subject to a vesting schedule?

No. You are always 100% vested in your rollover and/or transfer contributions.

B. When may I withdraw rollover and transfer contributions?

Unless stated otherwise in the General Information Sheet, rollover and transfer contributions will generally be subject to the Plan's provisions regarding the timing of distributions (the provisions are described in this section of this SPD and the Distribution portion of the General Information Sheet). However, assets transferred from a money purchase pension plan to this Plan may not be distributed before your retirement, death, disability, severance from employment, or prior to Plan termination.

Subsection III. Limitations on Contributions and Allocations

Part 1. Do any limits apply to the amount that may be allocated to my Individual Account for any Plan Year?

Yes. The amount that may be allocated to your Individual Account for any year is subject to IRC provisions limiting your allocation amount to the lesser of \$42,000 (indexed) or 100% of your Compensation paid to you by your Employer for a given year. The limit for 2010 is \$49,000 and will be adjusted periodically by the IRS for increases in the cost of living. See your Plan Administrator for the current year's limit amount.

SECTION FOUR: VESTING AND FORFEITURES

Part 1. When I request my benefits, will I receive the full value of my account(s) established under the Plan?

It depends upon the reason you are receiving the distribution and your vested percentage in your contributions. Your distribution will be the full value of your Individual Account (that is, you will be 100% vested) if your Plan is a SIMPLE 401(k) Plan, you reach Normal Retirement Age, or your Employer terminates the Plan or completely discontinues contributions to the Plan. In addition, unless indicated otherwise in the General Information Sheet, your Individual Account will become 100% vested if you die, become disabled (as defined by the Plan, the disability is expected to minimally last for 12 continuous months or until death), satisfy the Early Retirement Age requirements, or attain Normal Retirement Age.

However, if you terminate employment, and thus become eligible for a distribution from the Plan, your distribution will only be the vested amount in your Individual Account.

Part 2. How is my vested amount determined?

Your vested amount is determined by multiplying a percentage from a vesting schedule by the total value of your Individual Account. The vesting schedule determines how rapidly your money becomes nonforfeitable based upon your years of service.

EXAMPLE: Assume you have \$10,000 in your Individual Account and you terminate employment when you are 40% vested. Your vested amount would be \$4,000 (.40 x \$10,000).

The vested amount of your Individual Account will depend upon the types of contributions made to your account. All Elective Deferrals and Qualified Nonelective contributions are 100% vested at all times. Refer to the General Information Sheet to determine the vesting schedule that applies to this Plan. If your Employer Matching Contribution is subject to a vesting schedule, your vested benefit is determined by multiplying a percentage from the Plan's vesting schedule by the total amount of the Matching Contributions that have been contributed on your behalf.

For Employer Contributions, your vested amount is determined by multiplying a percentage from the Plan's vesting schedule by the total amount of the Employer Contributions contributed on your behalf. The vesting schedule for your Matching Contributions and Employer Contributions determines how fast your money becomes nonforfeitable based upon your years of service.

EXAMPLE: You have received \$5,000 in Matching Contributions and you are 50% vested. Upon distribution, the vested amount that you will receive is \$2,500 and the remaining \$2,500 will be forfeited.

For SIMPLE 401(k) plans, the Matching Contributions and Nonelective Contributions are 100% vested at all times.

For 401(k) plans with Safe Harbor CODA Contributions, the Safe Harbor basic or enhanced Matching Contributions and Safe Harbor Nonelective Contributions are 100% vested at all times.

For 401(k) plan with Automatic Enrollment Safe Harbor CODA Contributions, the Safe Harbor match and Nonelective contributions must be fully vested within 2 years.

Part 3. Which vesting schedule will be used to determine my vested benefit?

You will become vested according to the vesting schedule(s) selected in the General Information Sheet. If your Plan is a 401(k) plan, different vesting schedules may apply to Matching Contributions and Employer Profit Sharing Contributions.

Part 4. What years of service are counted for vesting purposes?

All of your years of service with your Employer are counted for the purpose of determining your vested percentage unless otherwise indicated in the General Information Sheet. Your Plan may also credit years of service with predecessor Employers.

Part 5. If I am not 100% vested and I receive a distribution after terminating employment, what happens to the dollars I leave in the Plan?

If you are not 100% vested and receive a distribution, the dollars left in the Plan are called Forfeitures. Nonvested dollars are forfeited after the terminated Participant receives a distribution of a vested benefit. Forfeitures may be used to reduce Employer contributions or allocated to the remaining Participants. Refer to the General Information Sheet to determine how Forfeitures will be applied in your Plan. In addition, your Employer may use forfeitures to pay the administrative expenses of the Plan.

Part 6. What happens if I return to work after receiving a distribution of my vested benefit?

A former Participant who returns to work for the Employer before incurring five consecutive one-year breaks in service may recapture the forfeited benefit. Generally, your forfeited benefit will be restored immediately by your Employer if you have not incurred five consecutive one-year breaks in service and if you pay back to the Plan the distribution that you received.

Part 7. What happens if I quit my job and incur a break in service and then return? When do I participate again?

The answer to these questions depends upon whether you were eligible to participate in the plan at the time of the break in service.

If you were eligible:

You will participate immediately following your date of reemployment. Your vesting years of service accumulated prior to the time you incurred a break in service will be counted in determining your vested interest unless the number of consecutive one-year breaks in service exceeds five. Years of vesting service accrued after a five year break in service will be disregarded when determining the vested interest of amounts contributed prior to the five consecutive Breaks in Vesting Service.

If you were not eligible:

Any eligibility service incurred prior to the break in service will not be taken into account.

SECTION FIVE: DISTRIBUTION OF BENEFITS, CLAIMS PROCEDURE AND LOANS

Part 1. When may I withdraw money from the Plan?

Certain events must occur before you may withdraw money from the Plan. Benefits may be withdrawn if any of the following occur:

- A. Termination of employment after attaining Normal Retirement Age** – Normal Retirement Age under the Plan is specified in the General Information Sheet.
- B. Termination of employment after satisfying any Early Retirement Age Requirement** – The Early Retirement Age conditions, if applicable, are specified in the General Information Sheet.
- C. Termination of the Plan by your Employer.**
- D. Termination of employment before attaining Normal Retirement Age.**
- E. If your Plan is a 401(k) plan, there are several other circumstances under which you may withdraw Elective Deferrals** – your Plan may also allow you to take Elective Deferrals out of the Plan upon attainment of age 59½ or if you have a severe financial hardship. Generally, the only financial needs that are considered to meet the financial hardship requirements are deductible medical expenses for you (or your immediate family or primary Beneficiary), purchase of your principal residence, payment of tuition and related educational fees for the next 12 months of post-secondary education for you (or your immediate family or primary Beneficiary), to prevent eviction from your home or foreclosure upon your principal residence, funeral expenses paid by you (or your primary Beneficiary) for you (or your primary Beneficiary's) parents, spouse, children, or dependents, and certain repairs of damage to your principal residence. See your Plan Administrator to determine if any other financial needs meet the financial hardship requirements under your Plan. A hardship distribution cannot exceed the amount of your immediate and heavy financial need.

To qualify for a hardship distribution, you must have obtained all distributions and all nontaxable loans from all Plans maintained by your Employer. Your Elective Deferrals will be suspended for six months after receipt of a hardship distribution. Hardship distributions are subject to a 10% penalty tax if received before you reach age 59½.
- F. Nonelective and basic or enhanced Matching Contributions under the Safe Harbor CODA Contribution provisions** – these contributions are subject to the same distribution restrictions as Elective Deferrals, except the Safe Harbor CODA Contributions specified here may not be distributed under the hardship distribution provisions.

Part 2. What are the distribution rules that apply to the Roth Elective Deferral balances?

The entire amount of the Roth Elective Deferral Account, including investment earnings, will be distributed to you tax-free if the qualified distribution rule is satisfied. A distribution is qualified if both of the following criteria are satisfied:

- 1. the distribution occurs after a five-taxable-year ("five-year") period of participation. The five-year period begins on the first day of your taxable year in which you first made Roth Elective Deferrals to the Plan and ends when five consecutive taxable years have passed. For example, if your first Roth Elective Deferral is made on February 1, 2007, the five-year period begins January 1, 2007 and you may not receive a qualified distribution before January 1, 2012.
- and
- 2. at least one of the following events has occurred:
 - employee attains age 59½,
 - death of the participant, or
 - long-term disability.

Part 3. May I take a payout from the Plan under any other circumstances?

Refer to your General Information Sheet to determine if in-service withdrawals are permitted under your Plan. If so, under certain circumstances, you may take a payout of all or a portion of your vested benefits. The amount that you may withdraw may depend upon the length of time that you have participated in the Plan and the reason for the withdrawal. See your Plan Administrator for further information on in-service withdrawals. The Distribution section of your General Information Sheet will list any additional circumstances under which you may take distributions.

May I take a distribution from the Plan if I am an active-duty member of the armed forces?

If you are on active duty in the uniformed services for a period of more than 30 days, you may elect to take a distribution of your Elective Deferrals from the Plan while you are on active duty without severing from employment with your Employer. However, if you

choose to take distributions under this provision, you will not be permitted to make Elective Deferrals or Nondeductible Employee Contributions to the Plan during the six-month period beginning on the date of the distribution.

Does the Plan offer any special relief to me if I was affected by the Midwestern storms, tornados and flooding that occurred in 2008?

Your Plan provides for tax-favored withdrawals, repayments, and loans from the Plan if you suffered economic losses as a result of the Midwestern storms, tornados and flooding. A Midwestern disaster area is an area for which a major disaster was declared by the President during the period beginning on May 20, 2008, and ending on July 31, 2008, in the state of Arkansas, Illinois, Indiana, Iowa, Kansas, Michigan, Minnesota, Missouri, Nebraska, or Wisconsin, as a result of severe storms, tornadoes, or flooding that occurred on the applicable disaster date. See Tables 1 and 2 of IRS Publication 4492-B for a list of the counties included in the Midwestern disaster areas. Please speak to your Plan Administrator for details.

Part 4. How will my benefits be paid to me?

In addition to the information provided in this section, read the "Participant Distribution Notice and Special Tax Notice Regarding Plan Distribution" contained in Section Ten.

- A. Payments from the Plan that are Eligible Rollover Distributions may be taken in two ways. You may have all or any portion of your Eligible Rollover Distribution either (1) paid in a Direct Rollover to an Individual Retirement Account (IRA) or another Eligible Retirement Plan, or (2) paid to you. Roth Elective Deferrals and the associated earnings, however, may not be rolled over to a traditional IRA, but may be rolled over to a Roth IRA. If you choose to have your Plan benefits paid to you, you will receive only 80% of the payment because the Plan Administrator is required to withhold 20% of the payment and send it to the IRS as income tax withholding to be credited against your taxes. Also, additional income tax may be withheld if the state you reside in requires the withholding.

Contained within this SPD is a Qualified Retirement Plan Distribution Notice. This notice contains information about your options at the time of distribution. This information will, among other things, define what an Eligible Rollover Distribution is.

- B. If your vested Individual Account (that is, the amount of money in the Plan you are entitled to) is no more than \$5,000, your benefits will be paid, either directly to you in a single lump-sum payment, or as a Direct Rollover to a traditional IRA (Roth Elective Deferrals and their earnings may be rolled over to a Roth IRA). If this amount does not qualify as an Eligible Rollover Distribution or the amount is \$1,000 or less, your benefits will be paid directly to you. When determining the current value of your vested Individual Account, prior rollover contributions in the Individual Account may be disregarded. Please refer to the General Information Sheet.
- C. If your vested Individual Account is in excess of \$1,000, but no more than \$5,000, you may request that your benefits be paid directly to you in a single lump sum payment; or as a Direct Rollover to an IRA of your choosing, or another Eligible Retirement Plan. When determining the vested value of your Individual Account, prior rollover contributions may be disregarded. If you fail to make one of these elections, your benefits will be distributed as an Automatic Rollover. An Automatic Rollover is generally one made to an IRA chosen by the Plan Administrator. Refer to Section Ten: Qualified Retirement Plan Distribution Notice for additional information on the Automatic Rollover requirement.
- i. If your benefit is distributed as an Automatic Rollover, the IRA will be invested in an investment product that is designed to preserve principal and provide a reasonable rate of return and liquidity, such as a money market or stable value fund.
 - ii. The setup fee for the IRA will be paid out of your vested Individual Account. Once the IRA is established, any other fees or expenses may be charged against your IRA by the IRA provider.
 - iii. If you have questions about Automatic Rollover to an IRA, contact the Plan Administrator.
- D. If your Plan is a profit sharing or 401(k) plan subject to the Retirement Equity Act (REA) Safe Harbor provisions, payouts of your benefits under the Plan will be made in a form other than an annuity. Refer to the General Information Sheet to determine if your Plan is subject to the REA Safe Harbor provisions.
- E. If your Plan is not subject to the REA Safe Harbor provisions and your vested Individual Account balance is more than \$5,000, your payouts will be in the form of an annuity, unless the annuity option is waived. An annuity will provide you with a series of periodic payments, usually monthly. The annuity must be purchased from an insurance company. The size of the payments you receive from the annuity will depend upon many factors, including the value of your vested Individual Account balance.
- i. If you are married, the annuity will provide monthly payments for as long as you or your spouse lives. This type of annuity is called a Qualified Joint and Survivor Annuity. If you die before your spouse, the monthly payments to your spouse will be a percentage of the payments you had been receiving before your death. Refer to the General Information Sheet to determine the survivor annuity percentage.
 - ii. If you are not married, the type of annuity you will receive will provide you with monthly payments for as long as you live.
 - iii. If you do not want an annuity payout, you may choose other types of payments. To waive the annuity option, you must fill out and sign a waiver form. If you are married, your spouse must consent to and sign the waiver form in the presence of a Notary Public. You and your spouse may sign the waiver form any time within 90 days of the start of your payments.
- EXAMPLE:** Bill wants to start receiving money on March 31, 2005. He and his spouse may sign the waiver form any time from January 1 through March 31, 2005. Bill may now take his money in another form of payment, such as a single lump sum payment.
- F. Contributions made to the Plan by you or on your behalf may be used to purchase units in various investment funds. The value of these funds can change daily. Because the value of your units can change daily, the value shown on your statement(s) will generally be different than the actual amount you receive for a payout.

Part 5. Once I become eligible to receive benefits, when will they be distributed to me?

If you terminate employment and the vested value of your Individual Account (including rollovers) is no more than \$5,000, the Plan Administrator may direct that your benefits be paid as soon as administratively practicable. Generally, if the balance is between \$1,000

and \$5,000, and the employer directs the balance to be paid, and you have not provided distribution instructions, the balance will be distributed to an Individual Retirement Account established in your name.

If the vested value of your Individual Account is more than \$5,000, your benefits will not be paid until you submit a written request to the Plan Administrator for payment. The Plan Administrator will provide you with the proper request forms. Once the Plan Administrator has received a completed request, payment will be made as soon as administratively practicable.

If the value of your Individual Account includes a balance in the Self-Directed Brokerage Account, the entire SDBA fund must be transferred to the Core Funds before a distribution may be processed.

Part 6. Even if I am eligible to receive benefits, must I have my benefit distributed from the Plan?

If the vested value of your Individual Account exceeds \$5,000, your benefit will not be distributed until you request payment from the Plan Administrator. Your benefit could be left in the Plan until you retire. However, you must begin taking required minimum distributions at age 70½ if you are a more than 5% owner. Refer to Part 7 below for additional information about minimum distributions.

Part 7. What are required Minimum Distributions?

The tax laws and regulations require you to start taking minimum distributions from the Plan by April 1 of the year following the year in which you turn 70½ years of age, if you are considered to own more than 5% of your Employer. If you own 5% or less of your Employer, you must begin taking minimum distributions from the Plan by April 1 of the year following the year you turn 70½ years of age, or, if later, April 1 of the year following the year in which you retire. Minimum distributions must continue every December 31 thereafter. In general, the amount of the annual minimum distribution is determined by dividing the balance in your Individual Account by a life expectancy factor. The life expectancy factor is published by the IRS.

If I am over age 70½ and would ordinarily be required to take a distribution for 2009 or if I die and my beneficiary would ordinarily be required to take a distribution for 2009, is the distribution for 2009 optional?

Yes. Unless directed otherwise, your Employer will retain the amount that would have been required to be distributed for 2009 within the Plan.

If my beneficiary must take a distribution under the five-year rule described in my Summary Plan Description, does 2009 count toward determining the deadline for receiving a distribution?

If your beneficiary is using the five-year rule for distributions, 2009 does not count toward determining the end of the five-year period. For example, if you died in 2007, your beneficiary will have until December 31, 2013, instead of December 31, 2012, to deplete your account under the Plan.

If I am married and the spousal consent rules apply to the Plan, will my spouse have to provide consent if I will not receive a 2009 required payment or provide consent to begin payments again in 2010?

Your spouse's consent may be required to either stop required payments for 2009, begin payments again in 2010, or both. You may check the Summary Plan Description previously provided to you to determine if the spousal consent rules apply to the Plan and, if so, your Plan Administrator can tell you whether spousal consent is needed to stop and/or re-start required distributions.

If I receive a 2009 required distribution, may I roll over my money into another retirement plan?

You may choose to rollover your distribution to another eligible retirement arrangement. Contact your Plan Administrator for the documentation and procedures that apply to rollovers.

Part 8. Do any restrictions or penalties apply on distributions?

Yes. If you receive a distribution before reaching age 59½, you must pay an additional early withdrawal 10% penalty tax on the portion of the distribution that is included in income. There are limited exceptions to the 10% early distribution penalty. Your tax advisor can tell you if one of the exceptions applies to your distribution.

Part 9. What happens to my benefits if I die?

- A. Your Beneficiary will receive the total value of your Individual Account when you die. If you are married, your spouse will automatically be your Beneficiary. To choose another Beneficiary, you must sign a written form listing a nonspouse Beneficiary. Your spouse must give written consent to this in the presence of a Notary Public or authorized Plan representative.
- NOTE:** Contact your Plan Administrator if you wish to choose a nonspouse Beneficiary.
- B. If the vested value of your Individual Account is no more than \$5,000, your nonspouse Beneficiary will receive a lump sum payment of the entire amount unless the Beneficiary elects to have the distribution directly rolled into an IRA that is established as an inherited IRA. If your Beneficiary is your spouse, or otherwise qualifies as a recipient, an Eligible Rollover Distribution that exceeds \$1,000, but does not exceed \$5,000, will be directly rolled into a traditional IRA (Roth Elective Deferrals and their earnings will be directly rolled into a Roth IRA), unless the Adoption Agreement specifies otherwise or you direct the Plan Administrator otherwise.
- C. If your Plan is a profit sharing plan or 401(k) plan and is subject to the Retirement Equity Act (REA) Safe Harbor provisions and the value of your Individual Account is greater than \$5,000, your Beneficiary will receive a payout(s) in one of the following forms of distribution: lump sum, installment payments, or applied to purchase an annuity contract. Refer to the General Information Sheet to determine if any of the preceding forms are unavailable.
- D. If the value of your Individual Account is greater than \$5,000 and your Plan is not subject to the Retirement Equity Act (REA) Safe Harbor provisions, your Beneficiary will receive the money in periodic payments from an insurance company, unless a special form is signed. These periodic payments will usually be made on a monthly basis for as long as your Beneficiary lives.

EXAMPLE: Clarence, age 38, signs the waiver form. Mildred, his wife, signs the waiver form in the presence of a Notary Public. Clarence dies two years later. Mildred now has a choice of payments. She can, for example, take all the money in a single lump sum and roll it into her traditional IRA.

If your Beneficiary is not your spouse and you want to give your Beneficiary a choice as to how he or she wants to receive the money, you must sign a special form. This form must also be signed by your spouse in the presence of a Notary Public. If you are under age 35 when you sign this form, you must sign a new form once you reach age 35.

NOTE: Contact your Plan Administrator if you wish to preserve the option of taking payouts in a form other than an annuity.

- Part 10. Are there any circumstances under which I may lose, be denied, or have anticipated benefits reduced under the Plan?**
Loss, denial, or reduction of anticipated benefits may occur if you terminate employment before becoming fully vested or if all or a portion of your benefit is set aside for an alternate payee under a qualified domestic relations order (QDRO). (Participants and Beneficiaries may obtain, without charge, a copy of a description of the Plan's procedures governing QDRO determinations from the Plan Administrator.) You may also lose your benefit if the Plan cannot locate you when a benefit becomes payable to you.
- Part 11. Do I or does my Beneficiary have to do anything to start receiving benefits when I retire or die?**
Yes. You, or if you die, your Beneficiary, must file a written request for benefits with the Plan Administrator or follow other procedures defined by your Employer for processing distributions.
- Part 12. What should I do if I do not receive a benefit to which I believe I am entitled?**
You may file a claim with the Plan Administrator.
- Part 13. How do I file a claim?**
You may claim a benefit to which you think you are entitled by filing a written request with the Plan Administrator. The claim must set forth the reasons you believe you are eligible to receive benefits and authorize the Plan Administrator to conduct such examinations and take such steps as may be necessary to evaluate the claim.
- Part 14. What if my claim is denied?**
If your claim is denied, the Plan Administrator will provide you or your Beneficiary with a written notice of the denial within 90 days of the date your claim was filed. This notice will give you the specific reasons for the denial, the specific provisions of the Plan upon which the denial is based, and an explanation of the procedures for appeal.
- Part 15. May I appeal the decision of the Plan Administrator?**
Yes. You or your Beneficiary will have 60 days from receipt of the notice of denial in which to make written application for review by the Plan Administrator. You may request that the review be in the nature of a hearing. You may be represented by an attorney if you so desire. The Plan Administrator will issue a written decision on this review within 60 days after receipt of the application for review.
- Part 16. May I borrow money from the Plan?**
Unless stated otherwise in the General Information Sheet, the Plan does permit loans to Participants. If so, under certain circumstances, you are eligible to borrow a portion of your vested Individual Account. If loans are available under your Plan, refer to the *Loan Disclosure* in Section Nine of this SPD for more information.
In addition to the information provided in this section, read the "Loan Disclosure" contained in Section Nine and the "Qualified Retirement Plan Distribution Notice" in Section Ten.

SECTION SIX: DEFINITIONS

Unless modified in the Definitions section of the General Information Sheet, words used in the Plan with initial capital letters shall, for the purposes of this Plan, have the meanings set forth in the section in the beginning of this SPD titled "Definitions."

SECTION SEVEN: MISCELLANEOUS

- Part 1. May I direct the investment of the assets in my Individual Account?**
Unless stated otherwise in the General Information Sheet, your Plan allows self-direction of contributions. The Plan Administrator will establish the rules and procedures that will apply to the self-direction of contributions. The Plan Administrator will also establish uniform and nondiscriminatory policies describing how and when you may provide investment directions.
ERISA 404(c) permits fiduciaries of plans that allow for participant-direction of plan investments, to avoid liability for any loss associated with those investment instructions. The following guidelines must be met to satisfy the regulation. You, the participant, must: 1) be able to select from a broad range of investment alternatives; 2) have a reasonable opportunity to make an investment election and make changes at least on a quarterly basis; 3) receive disclosures required under ERISA 404(a); and 4) receive a description of the procedures for confidentiality of information regarding holding and voting of employer securities (if applicable).
To satisfy the requirements of 404(a) you will receive a Fee Disclosure Statement for Participants that describes any fees and expenses paid from plan assets. It also includes general plan information such as the methods available for enrollment.
If your Employer does not satisfy one or more of these requirements they will provide a separate notification.
- Part 2. What investments are permitted under the Plan?**
Your Employer (or someone appointed by your Employer) will select a list of investments that will be available under the Plan. The list of Plan investments may change from time-to-time as your Employer considers appropriate investment alternatives. The Fee Disclosure Statement for Participants will include a chart that identifies all funds available for investment under the Plan. You should carefully review the chart as well as any investment prospectus or other available information before making your investment selections. Contact your Employer if you are not certain whether a particular investment is permitted under the Plan.
- Part 3. Who is responsible for the daily operations of the Plan?**

Unless stated otherwise in the General Information Sheet, your Employer is responsible for the day-to-day administration and management of the Plan. To ensure efficient and sound operation and management of the Plan, your Employer has the discretionary authority to appoint other persons as may be necessary to act on its behalf or assist in performing these responsibilities.

Part 4. Who pays for the administrative expenses related to the Plan?

All reasonable expenses of administration, but not limited to those involved in retaining necessary professional assistance, may be paid from the assets of the Plan. Alternatively, the Employer may, in its discretion, pay any or all of these expenses. If an Employer does not pay these expenses, then the expenses paid using the Plan's assets will generally be allocated among the accounts of all Participants in the Plan. These expenses will be allocated either proportionally based on the value of the account balances or as an equal dollar amount based on the number of Participants in the Plan. The method of allocating the expenses depends on the nature of the expense itself. For example, certain administrative (or recordkeeping) expenses would typically be allocated proportionally to each Participant. If the Plan pays \$1,000 in expenses and there are 100 Participants, your account would be charged \$10 (\$1,000/100) of the expense. Any expenses paid with plan assets will be identified on the Fee Disclosure Statement for Participants.

Part 5. Does the Employer have the authority to change provisions within the Plan?

Yes, the Employer, under certain circumstances, has the authority to amend the Plan to change or eliminate provisions. The Employer may not, however, reduce accrued or protected benefits under the Plan.

Part 6. What happens if the Plan is terminated?

The Employer expects to continue the Plan indefinitely. However, the Employer may terminate the Plan at any time by appropriate action of its managing body. In the unlikely event the Employer must terminate the Plan, you will become 100% vested in the aggregate value of your Individual Account regardless of whether or not your vesting years of service are sufficient to make you 100% vested under the vesting schedule(s).

If the Plan terminates, benefits are not insured by the Pension Benefit Guaranty Corporation (PBGC). Under the law, PBGC insurance does not cover this type of plan, called a defined contribution plan.

Part 7. What does it mean to be "missing" from the Plan?

The U.S. Department of Labor has issued guidance regarding the manner in which a Plan may distribute benefits to a missing Participant in a terminated Plan. Generally, the guidance requires that certain search methods are performed to locate the Participant, and if such searches fail to generate a distribution election from the Participant, the Participant shall be deemed missing. At such time, the Employer or its delegate is permitted to make a distribution using the distribution options permitted by the U.S. Department of Labor. The preferred distribution option will be to establish an individual retirement account (IRA).

A Plan Participant is not deemed missing simply because a distribution notice or other Plan notice is mailed to a Plan Participant's last known address, but is returned by the post office as "undeliverable," or if the Employer otherwise becomes aware that it does not have current contact information for the Plan Participant. However, when the Post Office does return any first-class mail because it is "undeliverable," the missing Participant search options referred to in the previous paragraph will be initiated.

Part 8. What happens if I am deemed "missing" from the Plan?

When a Plan Participant is deemed missing, the Employer or its delegate is permitted to make a distribution using the missing Participant distribution options.

Part 9. Who pays for the administrative expense of processing distributions?

All reasonable expenses of processing distributions will be paid from the assets of your Individual Account. All fee amounts will be identified on the forms provided to you to elect your distribution option.

However, there are certain expenses that will be paid just from your account. These are expenses that are specifically incurred by, or attributable to, you. For example, if you are eligible to receive a distribution of your vested account balance and you request a distribution of the balance, a distribution processing fee will apply. These additional expenses will be paid directly from your account (and not the accounts of other Participants) because they are directly attributable to your benefit under the Plan.

The Plan Sponsor, from time to time, may change the manner in which expenses are allocated. The following is a list of Plan expenses that may be paid directly from an individual Participant's account rather than from the accounts of all Participants:

- Distribution of a Participant's account in a single sum upon termination of employment, including preparation of required notices and elections, distribution check or transfer of funds by direct rollover, as appropriate, and tax reporting forms.
- If the Participant's account is distributable (for example, upon severance from employment) and the distribution processing fee equals or exceeds the Participant's vested account balance, the Plan may charge the processing fee against the vested account balance, resulting in the elimination of the account balance without any distribution to the Participant.
- Participant loan origination fee (includes processing and document preparation) and maintenance fee.
- Upon divorce, qualified domestic relations order ("QDRO") review and processing, including notices to parties and preparation of QDRO distribution check. In addition, the Plan may charge the Participant's account for actual legal expenses and costs if the Plan consults with legal counsel regarding the qualified status of the order.
- Hardship distribution, including application processing and preparation of required notices, elections and distribution check.
- Non-hardship in-service distribution, including application processing and preparation of required notices, elections and distribution check.

Part 10. Who pays for the expenses of attempting to locate a missing Plan Participant?

The expenses of attempting to locate a missing Plan Participant will be paid from the Individual Account of that Participant.

Part 11. Who pays for the expenses attributable to my account if it remains invested in (or is reinvested in) the Plan after I terminate employment?

Expenses for the accounts of terminated vested Participants are allocated to each terminated vested Participant. Therefore, your account balance may be reduced by a monthly maintenance fee each month it remains invested in (or is reinvested in) the Plan after you terminate employment. Other charges may also apply.

SECTION EIGHT: RIGHTS UNDER ERISA

As a Participant in this Plan, you are entitled to certain rights and protections under the Employee Retirement Income Security Act of 1974 (ERISA). ERISA provides that all Plan Participants shall be entitled to do the following.

Receive Information About Your Plan and Benefits

1. Examine, without charge, at the Plan Administrator's office and at other specified locations, such as worksites and union halls, all Plan documents governing the Plan, including insurance contracts and collective bargaining agreements, and a copy of the latest annual report (Form 5500 Series) filed by the Plan with the U.S. Department of Labor and available at the Public Disclosure Room of the Employee Benefits Security Administration.
2. Obtain, upon request to the Plan Administrator, copies of documents governing the operations of the Plan, including insurance contracts and collective bargaining agreements, and copies of the latest annual report (Form 5500 Series) and updated Summary Plan Description (SPD). The Plan Administrator may charge a reasonable fee for the copies.
3. Receive a summary of the Plan's annual financial report. The Plan Administrator is required by law to furnish each Participant with a copy of this Summary Annual Report.
4. Obtain, once a year, a statement of the total pension benefits accrued and the nonforfeitable (vested) pension benefits (if any) or the earliest date on which benefits will become nonforfeitable (vested). The Plan may require a written request for this statement, but it must provide the statement free of charge.

Prudent Actions by Plan Fiduciaries

In addition to creating Plan Participants' rights, ERISA imposes duties upon the people who are responsible for the operation of the employee benefit plan. The people who operate your Plan are called "fiduciaries" of the Plan, and they have a duty to act prudently and in the interest of you and other Plan Participants and Beneficiaries. No one, including your Employer, your union, or any other person, may fire you or in any way discriminate against you to prevent you from obtaining a pension benefit or exercising your ERISA rights.

Enforce Your Rights

If your claim for a benefit is denied or ignored, in whole or in part, you have a right to know why this was done, to obtain copies of documents relating to the decision without charge, and to appeal any denial, all within certain time schedules. Under ERISA, there are steps you may take to enforce the above rights. For instance, if you request a copy of Plan documents or the latest annual report from the Plan and do not receive them within 30 days, you may file suit in a Federal court. In such a case, the court may require the Plan Administrator to provide the materials and pay you up to \$110 a day until you receive the materials, unless the materials were not sent because of reasons beyond the control of the Plan Administrator. If you have a claim for benefits that is denied or ignored, in whole or in part, you may file suit in a state or Federal court. In addition, if you disagree with the Plan's decision, or lack thereof, concerning the qualified status of a domestic relations order or a medical child support order, you may file suit in Federal court. If it should happen that Plan fiduciaries misuse the Plan's money, or if you are discriminated against for asserting your rights, you may seek assistance from the U.S. Department of Labor or you may file suit in a Federal court. The court will decide who should pay court costs and legal fees. If you are successful, the court may order the person you have sued to pay the costs and fees. If you lose, the court may order you to pay these costs and fees (for example, if the court finds your claim is frivolous).

Assistance with Your Questions

If you have any questions about your Plan, you should contact the Plan Administrator. If you have any questions about this statement or about your rights under ERISA, or if you need assistance in obtaining documents from the Plan Administrator, you should contact the nearest area office of the Pension and Welfare Benefits Administration, U.S. Department of Labor, listed in your telephone directory or the Division of Technical Assistance and Inquiries, Pension and Welfare Benefits Administration, U.S. Department of Labor, 200 Constitution Avenue NW, Washington D.C. 20210. You may also obtain certain publications about your rights and responsibilities under ERISA by calling the publications hotline of the Pension and Welfare Benefits Administration.

Further, if this Plan is maintained by more than one Employer, you may obtain a complete list of all such Employers by making a written request to the Plan Administrator.

SECTION NINE: LOAN DISCLOSURE AND BASIC LOAN AGREEMENT

Loan Disclosure

As a Participant in the qualified retirement plan adopted by your Employer, you may be able to borrow a portion of your pretax vested account balance. The Roth Elective Deferral balance will not be used to issue any amount of the requested loan. If the requested loan amount exceeds the amount available in the pretax vested account balance, the loan will be limited to the pretax vested account balance. If the pretax vested account balance is zero, no loan will be issued. The loan program adopted by your Employer is available on a uniform basis to all Plan Participants that meet the loan qualification requirements. For additional information about the loan program available under your Employer's Plan, contact the loan program administrator listed below.

Loan Program Administrator – the person responsible for administering your loan program is listed below:

Psychex Retirement Services
1175 John Street
West Henrietta, NY 14586

The phone number to initiate your loan process is 1-877-244-1771. This toll-free number will require you to use your personal identification number (PIN)

Loan Application Procedure – to apply for a loan under this Plan, you must follow the procedure(s) listed below:

- You may model and request a loan by calling the toll-free Paychex Retirement Services Information Line or by visiting the Paychex Online Retirement Services website.
- Complete the Loan Application form and return it to the Loan Program Administrator. Additional documentation for the purchase of a primary residence will be required. Incomplete paperwork may result in a delay in issuing the loan.
- Pay any required loan application processing fees.

Limitations on Types of Loans – you are not required to provide the reason you are requesting a loan if you agree to a repayment period of 4.5 years (54 months). If you wish to extend the repayment period, the loan will be restricted to the purchase of a primary residence. Additional documentation for the purchase of a primary residence is required.

Loan Approval Standards – decisions approving or denying loans from this Plan will be based on the value of your vested Individual Account balance.

Loan Principal Limitations – loans from this Plan shall be in a minimum amount of \$1,000. This means you need a \$2,000 vested balance and \$1,000 available in your pretax account balance at the time your loan is requested. The maximum amount of an outstanding loan cannot exceed the lesser of 95% of one-half the vested account balance or 95% of the total vested account balance excluding the Roth Elective Deferral balance. Under no event will the loan amount exceed \$50,000. The \$50,000 is reduced by the highest outstanding loan balance during the one-year period ending on the day before the date the loan agreement becomes effective.

Core Funds Required for Loan Request – loans from this Plan shall only be requested and paid from the vested balance of the pretax Core Funds. The Roth funds shall not be available. A vested balance in the Self-Directed Brokerage Account or an Outside Plan Investment is not available for loan issuance.

Loan Processing Fee – upon signing all requested loan documents, you will agree to pay a loan processing fee of \$150* (\$300* for a principal residence loan). This fee is applicable regardless of the repayment period. The fee will be deducted from the check that is mailed to you. For example, if you request a \$1,000 loan, you will receive a check in the amount of \$850. Your repayment schedule will be for a total loan amount of \$1,000 plus applicable interest.

**This loan fee amount is subject to change without notice. The amount of the fee will be communicated to you at the time that you initiate the loan request.*

Interest Calculation – interest rate on loans from this Plan will be computed on the basis of the prime rate plus 1%. Your loan rate will be determined on the date you request your loan and will not change for the duration of the loan repayment period.

The applicable interest rate will be subject to periodic adjustment. It will change if the prime rate changes on the first business day of the month, as published in the *Wall Street Journal*.

Collateral Pledge – depending on the amount of your loan request, no more than fifty percent (50%) of your vested account balance will be pledged as security for repayment of all loans under this program.

All loans must be secured by adequate security sufficient to prevent the loss of Plan assets. Security in addition to a Participant's pledge of his or her vested account balance is not required, provided the present value of the account pledged does not exceed 50% of the total vested balance and is equal to the loan amount on the date the loan originates.

Loan Payment Requirements – you will agree to repay your loan on a per-payroll basis. Your loan paperwork will reflect a payment schedule that corresponds to your payroll frequency. For example, if you are paid weekly, you will generally make 52 payments a year. If you are paid biweekly, you will generally make 26 payments a year.

Limitation on Number of Loans – you are limited to one outstanding loan at any one time. To qualify for another loan, you must first pay the outstanding balance on the existing loan. You (or your Employer) must contact the loan program administrator to determine the outstanding balance. (The only payment option available is a money order or certified check. A personal check will not be accepted.) It will take approximately two weeks after the loan program administrator receives your loan repayment before you may initiate a new loan by calling the loan program administrator's phone number.

Participants Prohibited From Taking a Loan – prior to January 1, 2002, owner-employees and some of their family members were prohibited from receiving a loan from the Plan. The individuals were: a sole proprietor, a 5% shareholder in a sub-chapter S corporation, or a partner with an ownership interest of at least 10%. As of January 1, 2002 these individuals are no longer prohibited from receiving a loan.

Defaulted Loan Provisions – the following are deemed to be acts of default under your qualified plan loan program:

- failure to remit payment in a timely manner as required under the Basic Loan Agreement
- termination of employment
- breach of any of your obligations or duties under the Basic Loan Agreement
- death
- disability
- attainment of Normal Retirement Age (age 65) as defined in your Qualified Plan

Your loan program administrator is entitled to foreclose its security interest in your vested account balance pledged for repayment upon the occurrence of any event that triggers a distribution of your benefits.

You may have to treat the loan as a distribution and include all or part of the amount borrowed in your income.

Cure Period – if you fail to remit a scheduled payment in a timely manner as required under the Basic Loan Agreement, you must forward the missed payment amount to the loan program administrator no later than the last day of the calendar quarter following the calendar quarter in which the scheduled payment was due. If payment is not received by the end of the cure period, your loan will be in default. In the case of a termination of

employment, the entire loan balance becomes immediately due and you must repay the loan balance in full no later than the end of the cure period, or the date you receive a distribution of your benefits in the Plan, whichever is earlier.

Basic Loan Agreement

In consideration for the mutual covenants and agreements contained in this Basic Loan Agreement, the Plan loan program administrator (hereinafter referred to as ADMINISTRATOR) and the Participant/Borrower (hereinafter referred to as BORROWER) mutually agree as follows.

Part 1. Definitions

For purposes of this Qualified Retirement Plan Basic Loan Agreement (hereinafter referred to as AGREEMENT), the following terms shall have the meaning set forth below:

- 1.1. **Deductible Voluntary Employee Contributions** – any qualified voluntary employee contributions made by BORROWER after December 31, 1981, in a taxable year beginning after such date and made for a taxable year beginning before January 1, 1987, and allowable as a deduction under IRC section 219(a) for such taxable year.
- 1.2. **Elective Deferral Contributions** – those pretax contributions made by BORROWER to a 401(k) qualified retirement plan.
- 1.3. **Employer** – the Employer sponsoring the Plan herein above named.
- 1.4. **Indebtedness** – the outstanding principal and interest balance owing at any time under this AGREEMENT. The total Indebtedness includes, but is not limited to, the following: principal, interest, late fees, and advances made by the ADMINISTRATOR on behalf of BORROWER.
- 1.5. **Internal Revenue Code** – the Internal Revenue Code of 1986 and amendments thereto.
- 1.6. **Plan** – the Qualified Retirement Plan as designated in the General Information Sheet.
- 1.7. **Roth Elective Deferral Contributions** – those post-tax contributions made by BORROWER to a 401(k) qualified retirement plan.
- 1.8. **Vested Accrued Benefit** – the value of the BORROWER's accumulated benefits that are nonforfeitable.

Part 2. The Indebtedness

For the benefit of the BORROWER, the following Indebtedness is established:

- 2.1. **Principal and Interest** – subject to the terms and conditions set forth in the AGREEMENT, upon execution of this AGREEMENT, the ADMINISTRATOR shall advance to the BORROWER the principal sum as identified on the Truth-In-Lending Disclosure Statement (which includes the Promissory Note). Repayment of the principal balance plus interest shall be made on a per-pay-period basis, but shall not be less than quarterly. Your repayment schedule is identified on the Truth-In-Lending Disclosure Statement (which includes the Promissory Note). The term of the loan is identified on the Truth-In-Lending Disclosure Statement (which includes the Promissory Note). Payments made by the BORROWER shall be applied first to interest and then to principal. Payment shall be made through a payroll deduction authorized by the BORROWER. If payment is to be made by payroll deduction, BORROWER agrees to execute an irrevocable payroll deduction authorization.

Under no circumstances shall the repayment term of this loan be more than 4.5 years; provided, however, in the event the loan proceeds are used to acquire the principal residence of the BORROWER, the 4.5 year repayment rule may be extended to 10 years.
- 2.1.1. **Cure Period** – subject to the terms and conditions set forth in the AGREEMENT, if BORROWER fails to remit a scheduled payment in a timely manner as required under the Basic Loan Agreement, the BORROWER must forward the missed payment amount(s) to the ADMINISTRATOR no later than the last day of the calendar quarter following the calendar quarter in which the scheduled payment was due. If payment is not received by the end of the cure period, the BORROWER's loan will be in default as outlined in Part 5 of the AGREEMENT.
- 2.2. **Prepayment** – BORROWER shall have the right to prepay without penalty all of the outstanding Indebtedness at any time.
- 2.3. **Maximum Loan Amount** – During the term of the loan, the maximum amount of Indebtedness under this AGREEMENT shall not exceed the following:
 - 2.3.1. **Vested Accrued Benefit** – the loan account shall not exceed the present value of the BORROWER's Vested Accrued Benefit, excluding any amount derived from Roth Elective Deferral balance and Deductible Voluntary Employee Contributions.
 - 2.3.2. **Overall Limit** – the loan account shall not exceed the lesser of 95% of one-half the BORROWER's Vested Accrued Benefit in the Core Funds or 95% of the total vested account balance excluding the Roth Elective Deferral balance. The loan shall not exceed \$50,000 (reduced by the highest outstanding loan balance during the one-year period ending on the day before the date this AGREEMENT becomes effective).
 - 2.3.3. **Aggregation** – for purposes of determining the overall limit, all loans from all qualified retirement plans of the Employer or its Related Employers described in section 414(b), (c), and (m) of the Internal Revenue Code shall be aggregated with the loan account balance.
- 2.4. **Loan Account** – the ADMINISTRATOR will establish on its books and maintain a loan account for the BORROWER in accordance with this paragraph. The ADMINISTRATOR shall debit to the loan account the principal amount of Indebtedness of the loan advanced to the BORROWER under this AGREEMENT. The ADMINISTRATOR shall credit to the loan account all payments made on account of the Indebtedness by the BORROWER. Credit shall be applied first to accrued interest and then to principal.

Part 3. Security for Repayment

To secure repayment of the Indebtedness of the BORROWER to the Plan and any extensions, renewals, refinancing, modifications, or replacements thereof, the BORROWER grants the Plan a security interest in the property described below, whether owned by the BORROWER now or in the future, together with all proceeds of and products from the property.

- 3.1. **Vested Accrued Benefits** – BORROWER grants to the Plan a security interest in 50% of the BORROWER's Vested Accrued Benefit under the Plan.

- 3.2. **Representations and Warranties with Respect to Plan Security** – BORROWER represents that he or she owns all of the property, or to the extent this is a purchase money security interest, BORROWER will acquire ownership of the property pledged with the proceeds of the loan contemplated herein. BORROWER agrees to take such acts as may be requested by the ADMINISTRATOR to protect the priority of the lien granted to the Plan in the collateral pledged pursuant to Paragraph 3.1 above.

ADMINISTRATOR shall have the right to examine at any reasonable time all collateral pledged pursuant to this AGREEMENT. BORROWER agrees to keep all property pledged herein in BORROWER's possession in good repair and condition. BORROWER will not remove any property pledged herein to a state other than that in which BORROWER presently resides absent written consent of the ADMINISTRATOR. BORROWER shall not sell or otherwise dispose of any property pledged herein absent the express written consent of the ADMINISTRATOR. In the event any collateral pledged is sold or otherwise disposed of, the proceeds of such sale or disposition shall be payable directly to the Plan.

BORROWER shall pay all taxes and charges on the property pledged herein as the same shall become due. BORROWER shall be responsible for payment of any sums advanced on behalf of BORROWER by the ADMINISTRATOR for the purpose of protecting the Plan's security interest in the property.

- 3.3. **Continuing Pledge** – BORROWER's granting of a security interest to the Plan shall remain in effect until discharged in writing by the ADMINISTRATOR. For the sole purpose of determining the extent of a purchase money security interest arising under this AGREEMENT, payments on the purchase money loan will be deemed to apply first on any nonpurchase money portion of the loan, and then to the purchase money obligations in the order in which the items of collateral were acquired. No security interest shall be deemed terminated through application of this formula.

"Purchase Money Loan" means any loan under which the proceeds, in whole or in part, are used to acquire any collateral securing the loan together with all extensions, renewals, consolidations, and refinancing of such loans.

- 3.4. **Insurance** – BORROWER shall cause the property pledged in this Basic Loan Agreement to be insured against risks at its full insurable value. BORROWER shall cause the insurer to name the Plan as loss payee on any such policy.

If BORROWER fails to buy or maintain insurance (or failed to name the Plan as loss payee), the ADMINISTRATOR may purchase insurance covering the collateral for which BORROWER will be liable.

- 3.5. **Perfection of Plan Security** – upon ADMINISTRATOR's request, BORROWER shall make, execute, acknowledge, deliver, and cause to be recorded in the proper filing and recording places all such instruments necessary to perfect the security interests granted herein by BORROWER to the Plan. BORROWER expressly agrees that in the event public recordation is necessary for perfection, this AGREEMENT may be filed in lieu of financing statements, mortgages, etc., as may be allowed by law.

Part 4. **Representations and Warranties of BORROWER**

The BORROWER represents and warrants the following:

- 4.1. **Certain Information** – the BORROWER has furnished the ADMINISTRATOR complete and correct copies of financial statements attesting to the present financial condition of the BORROWER.

Part 5. **Default**

BORROWER shall be deemed in default if any one or more of the following events of default shall occur:

- 5.1. The BORROWER shall fail to make a payment on time or in the amount due pursuant to the provisions of the section *The Indebtedness* in this Basic Loan Agreement.
- 5.2. BORROWER shall fail to keep the collateral insured, if required.
- 5.3. BORROWER shall fail to keep any other promise made or obligation incurred under the terms of this AGREEMENT.
- 5.4. BORROWER shall make any written statement or provide any financial information which is untrue or inaccurate at the time it was provided.
- 5.5. BORROWER shall terminate employment.

Part 6. **Remedies**

Upon default by BORROWER, the ADMINISTRATOR shall be entitled to take such action as prescribed by law, including, but not limited to, the following:

- 6.1. **Acceleration of Payment** – ADMINISTRATOR may demand immediate payment of all of the outstanding balance secured by this AGREEMENT.
- 6.2. **Assemble Collateral** – ADMINISTRATOR may require BORROWER to assemble property secured by this AGREEMENT and make it available to the ADMINISTRATOR in a reasonable manner and time.
- 6.3. **Repossession and Sale** – ADMINISTRATOR may repossess the property and sell it as provided by law. The proceeds shall be applied in the following order: expenses of sale, reasonable attorney's fees incurred in disposition of the property where not prohibited by law, outstanding indebtedness. BORROWER agrees that ten days' written notice sent to the BORROWER's address listed on this AGREEMENT by first-class mail will be deemed reasonable notice under the Uniform Commercial Code, if applicable.
- 6.4. **Foreclosure Upon Event Triggering Distribution** – ADMINISTRATOR may foreclose its interest in BORROWER's Vested Accrued Benefit upon the occurrence of a distribution triggering event as such events may be defined in the Plan.

**SECTION TEN: PARTICIPANT DISTRIBUTION NOTICE
AND
SPECIAL TAX NOTICE REGARDING PLAN DISTRIBUTIONS**

This Special Tax Notice Regarding Plan Disbursements (hereafter referred to as "Tax Notice") applies to disbursements (also referred to as payments) from your employer's eligible plan qualified under Section 401(a) of the Internal Revenue Code (a "Qualified Retirement Plan"). Such plans include, and importantly are not limited to, 401(k), profit sharing, and money purchase plans. This Tax Notice contains important information you will need before you make a decision on how to receive benefit payments from the Plan. It explains when and how you can continue to defer federal income tax on your retirement savings when you receive a payment.

As a Participant in your employer's Qualified Retirement Plan, you may accumulate an account balance that will become vested to you when you have worked for a certain time period established by your employer. You may receive your vested account balance only when a triggering event occurs. A triggering event occurs if:

- you quit working for the employer,
- you attain the Normal Retirement Age indicated in the Plan,
- you become disabled,
- your employer terminates the Plan,
- your Plan permits in-service distributions, or
- you incur a hardship (only applicable to certain plans).

If you are a participant in a 401(k) plan and you are automatically enrolled under the terms of the plan, the value of your automatic salary deferral account may be distributed to you if you request it within the first 90 days of the first check date in which the automatic contribution is made. In addition, employer matching contribution made in conjunction with the automatic salary deferral will be forfeited to the plan. This is referred to as an "opt-out distribution". The opt-out distribution is not available to you after the initial 90 days have elapsed.

This Tax Notice is provided to you because all or part of the payment that you are eligible to receive from a plan you participate in may be eligible for rollover by you or your Plan Administrator to a Traditional and/or Roth IRA or an eligible employer plan. A rollover is a payment by you or the Plan Administrator of all or part of your benefit to another plan or IRA that allows you to continue to postpone taxation of that benefit until it is paid directly to you. Your payment(s) cannot be rolled over to a SIMPLE IRA, or a Coverdell Education Savings Account (formerly known as an education IRA).

Please note that an eligible employer plan is not legally required to accept a rollover. Before you decide to roll over your payment to an IRA or eligible employer plan, you should find out whether the plan accepts rollovers and, if so, the types of payments it accepts as a rollover. You should also find out about any documents that are required to be completed before the receiving plan will accept a rollover. Even if a plan accepts rollovers it might not accept rollovers of certain types of distributions, such as after-tax amounts. If this is the case, and your distribution includes after-tax amounts, you may wish instead to roll your distribution over to a Traditional IRA or split your rollover amount between the eligible employer plan in which you will participate and a Traditional IRA. If an eligible employer plan accepts your rollover, the plan may restrict subsequent distributions of the rollover amount or may require your spouse's consent for any subsequent distribution. A subsequent distribution from the plan that accepts your rollover may also be subject to different tax treatment than distributions from this Plan. Check with the administrator of the plan that is to receive your rollover prior to making the rollover.

NOTE: Generally, payments may not be made from your employer's Qualified Retirement Plan for a minimum of 30 days after you receive this Tax Notice in order to allow you time to consider your payment options and importantly, the tax implication of those payments. Although you are entitled to consider your distribution options for 30 days, you may waive this 30-day notice requirement. You will be considered to have waived the remaining unexpired period if you elect a form of payment before the end of the 30-day period. The value of your account balance will continue to increase or decrease until fully distributed or forfeited, as appropriate, based on the investment performance.

If you have additional questions after reading this notice, contact your Plan Administrator.

Plan Payment Options Available to Plan Participants

IMPORTANT NOTICE TO PARTICIPANT: Read the following message before reviewing your options. Of the four options listed below, the last two may not be available to you. If the Plan is a 401(k) or Profit Sharing Plan, then you may select a lump sum, installment or annuity contract payments. If the Plan is a Money Purchase Plan, your distribution options are limited to qualified joint and survivor annuity and annuity contract payments. Regardless of any other issue, if the Participant's vested account balance is \$1,000 or less, the Plan Administrator has the right to pay your distribution to you in a lump sum payment. If the Participant's account balance exceeds \$5,000, you must consent to the form of payment. If your vested account balance is between \$1,000 and not more than \$5,000, refer to the Direct Rollover and Automatic Rollover section below.

LUMP SUM PAYMENT - if this is a 401(k) or Profit Sharing Plan or if this is a Money Purchase Plan, and you properly waive the qualified joint and survivor annuity, you may request a single lump sum payment.

- A. **Lump Sum Payment Defined** - a lump sum payment is the payment of your entire vested account balance.
- B. **Financial Effect and Tax Consequences of a Lump Sum Payment** - generally a lump sum payment is included in your income and taxed in the year of the distribution. Most lump sum payments are eligible rollover distributions and would, therefore, be subject to the 20% withholding rules unless directly rolled over to another plan. Refer to "Payments that Can and Cannot be Rolled Over" in the "Special Tax Notice Regarding Plan Payments" below for more information on eligible rollover distributions.

INSTALLMENT PAYMENTS - if this is a 401(k) or Profit Sharing Plan or if this is a Money Purchase Plan, and you properly waive the qualified joint and survivor annuity, you may elect to receive your vested account balance in installment payments. Installment payments for a period of less than 10 years are generally eligible rollover distributions and would, therefore, be subject to the 20% withholding rules unless directly rolled over to

another plan. Refer to "Payments that Can and Cannot be Rolled Over" in the "Special Tax Notice Regarding Plan Payments" below for more information.

- A. **Installment Payments Defined** – installment payments are payments distributed to you in any amount you choose at intervals that you determine within limits set by the trustee or custodian. For example, the payments could be paid to you annually, semi-annually, quarterly, or monthly. The payment schedule you choose cannot be longer than your single life expectancy or, if you have a Beneficiary named, the joint life expectancy of you and your Beneficiary.
- B. **Financial Effect and Tax Consequences of Installment Payments** – generally each installment payment will be included in your income in the year in which you receive it. For example, a Participant who receives \$500 per month will include \$6,000 (\$500 x 12 months) in income each tax year.

ANNUITY CONTRACT - if this is a 401(k) or Profit Sharing Plan or if this is a Money Purchase Plan, and you properly waive the qualified joint and survivor annuity, you may purchase an annuity contract with your vested account balance. This distribution option allows you to choose the type of annuity contract you wish to purchase.

- A. **Annuity Contract Defined** – you may use your vested account balance to purchase a term certain annuity, a single life annuity, or any other form of annuity. A term certain annuity would distribute dollars to you and your Beneficiary for a specified number of years. A single life annuity would distribute dollars to you for your lifetime and would cease distributions after your death.
- B. **Financial Effect and Tax Consequences of the Annuity** – if you elect to use your vested account balance to purchase a single life annuity, you will receive payments as long as you are alive. For example, a Participant who is age 65 with a \$10,000 vested account balance will receive \$76.60 per month while he or she is alive.

QUALIFIED JOINT AND SURVIVOR ANNUITY (This option is available to Money Purchase Plan participants only.)

NOTE: The payment amounts indicated in this notice are only examples. The calculations for the Qualified Joint and Survivor Annuity are based on standard mortality tables using a 5% interest rate and a payment age of 65. Actual payment amounts will vary depending upon the entity from which you purchase your annuity. You may obtain financial projections based upon your account balance by submitting a request, in writing, to the Plan Administrator (employer).

The law requires that your vested account balance be paid to you in the form of a Qualified Joint and Survivor Annuity if you are married, or a Single Life Annuity if you are not married. If you wish to receive your vested account balance using a different distribution option (described in this part), you must waive the Qualified Joint and Survivor Annuity (the Single Life Annuity if you are not married) and your spouse must consent to the annuity waiver. Unless properly waived, you will receive your vested account balance in the form of a Qualified Joint and Survivor Annuity.

A. Qualified Joint and Survivor Annuity Defined:

- i. If you are married, a Qualified Joint and Survivor Annuity is a series of periodic payments to you during your lifetime and to your spouse upon your death. The periodic payment amount your spouse receives will be a set percentage of the periodic payment amount you received during your lifetime. To determine the percentage your spouse would receive (that is, Survivor Annuity), contact the Plan Administrator (employer).
- ii. A Qualified Joint and Survivor Annuity for a Participant who is not married is a series of annuity payments for the life of the Participant.
- iii. If your vested account balance is \$1,000 or less at the time of the distribution, the Plan Administrator (employer) has the right to pay your distribution to you in a single cash payment. If your vested account balance exceeds \$5,000, you must consent to the form of payment. If your vested account balance is between \$1,000 and not more than \$5,000, refer to the Direct Rollover and Automatic Rollover section below.

B. **Waiving the Qualified Joint and Survivor Annuity** – if you wish to receive your vested account balance using one of the other options listed in Sections 1 through 4 of this part, you (and, if you are married, your spouse) must waive the Qualified Joint and Survivor Annuity. You can waive the Qualified Joint and Survivor Annuity by completing a distribution form. You can obtain this form from the Plan Administrator (Employer). After waiving the Qualified Joint and Survivor Annuity by signing the distribution form, you may receive your vested account balance using one of the other distribution methods explained below.

C. **Financial Effect of a Qualified Joint and Survivor Annuity** – as stated above, a Qualified Joint and Survivor Annuity will provide periodic payments to you during your lifetime and, if you are married, to your spouse after your death. Your spouse will generally receive smaller periodic payments than you received while you were alive. For example, assume a Participant retires with a \$10,000 vested account balance. A Qualified Joint and Survivor Annuity would provide him or her with the following payments:

LIFETIME MONTHLY PARTICIPANT BENEFIT	% OF SURVIVOR ANNUITY*	MONTHLY SURVIVOR BENEFIT
\$63.40	100%	\$63.40
\$66.30	75%	\$49.72
\$69.40	50%	\$34.70

* These estimates are derived from standard mortality tables using a Participant with a 65 year old spouse Beneficiary beginning payments at age 65. To determine the survivor annuity percentage, contact the Plan Administrator (usually the Employer).

Payment Distribution Options for Beneficiaries of Deceased Plan Participants

IMPORTANT NOTICE TO BENEFICIARY: If you are the designated Beneficiary of a deceased Participant's vested account balance, you are eligible to receive a distribution. The form of the benefit depends on several factors, including the type of plan and the amount in the Participant's account. Regardless of any other issue, if the Participant's vested account balance is \$1,000 or less, the Plan Administrator has the right to pay your distribution to you in a lump sum payment. If the Participant's account balance exceeds \$5,000, you must consent to the form of payment. If the vested account balance is between \$1,000 and not more than \$5,000, refer to the Direct Rollover and Automatic Rollover section below.

Type of Plan – the Plan Administrator can tell you which type of plan this is.

- A. **401(k) or Profit Sharing Plans only** – you may select rollover, lump sum or installment payments option in the section titled Plan Payment Options Available to Plan Participants. However, if you select the installment payments, the payment schedule you choose cannot be longer than your life expectancy.
- B. **Money Purchase Plans:**
 - i. If the Plan Participant died before distributions commenced, and you are a spouse Beneficiary, distributions from the Qualified Plan must be paid to you (if applicable) in the form of a qualified preretirement survivor annuity, unless the annuity requirement was properly waived. A Participant waives the annuity requirement by completing a *Designation of Beneficiary* form and obtaining his or her spouse's written consent to the waiver.
 - ii. If the Participant did not execute the required waivers, then his or her account balance will be paid to you (the deceased Participant's spouse) in the form of a preretirement survivor annuity, unless the Plan your Employer has adopted specifically permits you to elect to receive payments in a form other than a preretirement survivor annuity.
 - iii. If you are a nonspouse Beneficiary of a deceased Participant who was married, you will not receive any payment from the Plan unless the Participant properly waived the requirement that his or her spouse be the Beneficiary.
 - iv. If the preretirement survivor annuity was properly waived by the Participant and/or his or her spouse (if applicable), then you may receive the entire vested account balance in a lump sum payment. The rollover option described below is available only if you are the spouse of the deceased Participant. The other distribution option available to you as a Beneficiary is explained above in "Installment Payments." However, the payment schedule you choose cannot be longer than your single life expectancy.

Special Tax Notice Regarding Plan Payments

- 1. **General Summary** – There are three ways you may be able to receive a Plan payment that is eligible for rollover: An eligible rollover is a payment that can be rolled over to a Traditional IRA or to an eligible employer plan that accepts rollovers. Refer to item 5 below for rollover rules applicable to Roth IRAs.
 - A. Certain payments can be made directly to a Traditional IRA that you establish or to an eligible employer plan that will accept it and hold it for your benefit (hereafter referred to as "DIRECT ROLLOVER"). If you choose a Direct Rollover:
 - i. Your payment to a Traditional IRA will not be taxed in the current year, and no income tax will be withheld.
 - ii. Your payment to a Roth IRA of funds not from a designated Roth account will be included in gross income in the year distributed. For payments from the Plan during 2010 that are rolled over to a Roth IRA, the taxable amount can be spread over a 2-year period starting in 2011.
 - iii. You choose whether your payment will be made directly to your Traditional/Roth IRA or to an eligible employer plan that accepts your rollover. Your payment cannot be rolled over to a SIMPLE IRA or a Coverdell Education Savings Account because these are not Traditional IRAs.
 - iv. The taxable portion of your payment will be taxed later when you take it out of the IRA or the eligible employer plan. Depending on the type of plan, the later distribution may be subject to different tax treatment than it would be if you received a taxable distribution from this Plan.
 - B. Certain payments can be made DIRECTLY TO A TRADITIONAL IRA, or other alternative investment options as permitted by the U.S. Department of Labor, that the Plan Administrator establishes on your behalf (hereafter referred to as an "Automatic Rollover"). An Automatic Rollover will occur when your vested Individual Account is more than \$1,000, but not more than \$5,000, and you fail to provide an instruction regarding the distribution of your Individual Account.
If there is an Automatic Rollover:
 - i. Your payment will not be taxed in the current year, and no income tax will be withheld.
 - ii. Your payment may be made directly to a Traditional IRA or other alternative investment options as permitted by the U.S. Department of Labor, chosen for you by your Plan Administrator.
 - iii. The taxable portion of your payment will be taxed later when you withdraw it from the IRA. This later distribution may be subject to different tax treatment than it would be if you received a taxable distribution from this Plan.
 - C. **OR** the payment can be PAID TO YOU.
If you choose to have a Plan payment that is eligible for rollover paid to you:
 - i. You will receive only 80% of the taxable amount of the payment because the Plan Administrator is required to withhold 20% of that amount and send it to the IRS as income tax withholding to be credited against your taxes. In addition, certain states also require that a mandatory income tax be withheld. Refer to item 8 in this section.
 - ii. The taxable amount of your payment will be taxable income to you in the year it is disbursed unless you roll it over. Under limited circumstances, you may be able to use special tax rules that could reduce the tax you owe. Also, if you receive the payment before age 59½, you may have to pay an additional 10% tax.
 - iii. Any part or the entire amount you have received remains eligible for rollover to your IRA, or to an eligible employer plan that accepts your rollover, if done so within 60 days after you receive the payment. The amount rolled over that represents taxable income will not be taxed until you take it out of the Traditional IRA or the eligible employer plan.
 - iv. If you want to roll over 100% of the payment to an IRA or an eligible employer plan, you must find other money to replace the 20% of the taxable portion that was withheld. If you roll over only the 80% that you received, you will be taxed on the 20% that was withheld that is not rolled over.

v. If your distribution includes designated Roth contributions to a 401(k) Plan, special rules apply, which are described in item 5 below.

Your Right to 30-Day Notice Period – generally, neither a Direct Rollover nor a payment can be made from the Plan until at least 30 days after your receipt of this notice. Thus, after receiving this notice, you have at least 30 days to consider whether or not to have your withdrawal directly rolled over. If you do not wish to wait until this 30-day notice period ends before your election is processed, *you may waive the notice period by making an affirmative election* indicating whether or not you wish to make a Direct Rollover. Your withdrawal will then be processed in accordance with your election as soon as practical after the Plan Administrator receives it.

2. **Payments that Can and Cannot be Rolled Over** – payments from a plan cannot be rolled over to a SIMPLE IRA, or a Coverdell Education Savings Account. Your Plan Administrator should be able to tell you what portion of your payment is an eligible rollover distribution.

A. **After-tax Contributions** – if you made after-tax contributions to the Plan, these contributions may be rolled into either a Traditional IRA or to certain eligible employer plans that accept rollovers of after-tax contributions. The following rules apply to after-tax contributions:

i. **Rollover to a Traditional IRA** – you can roll over your after-tax contributions to a Traditional IRA either directly or indirectly. Your plan administrator should be able to tell you how much of your payment is the taxable portion and how much is the after-tax portion. You cannot roll these after-tax amounts into a Roth IRA.

If you roll over after-tax contributions to a Traditional IRA, it is your responsibility to keep track of, and report to the IRS on the applicable forms, the amount of these after-tax contributions. This will enable the nontaxable amount of any future distributions from the Traditional IRA to be determined. Once you roll over your after-tax contributions to a Traditional IRA, those amounts cannot later rollover over to an eligible employer plan.

ii. **Rollover Into an Eligible Employer Plan** – you can roll over after-tax contributions from an eligible employer plan that is qualified under Code section 401(a) to another plan using a Direct Rollover if the other plan provides separate accounting for amounts rolled over, including separate accounting for the after-tax contributions and earnings on those contributions. If you want to roll over your after-tax contributions to an eligible employer plan that accepts these rollovers, you cannot have the after-tax contributions paid to you first. You must instruct the Plan Administrator of this Plan to make a Direct Rollover on your behalf. Also, you cannot first roll over after-tax contributions to a Traditional IRA and then roll over that amount into an eligible employer plan.

B. **Payments that Cannot be Rolled Over** – the following types of payments cannot be rolled over:

i. **Payments Spread over Long Periods** – you cannot roll over a payment if it is part of a series of equal (or almost equal) payments that are made at least once a year and that will last for:

- your lifetime (or a period measured by your life expectancy), or
- your lifetime and your Beneficiary's lifetime (or a period measured by your joint life expectancies), or
- a period of 10 years or more.

ii. **Required Minimum Payments** – beginning when you reach age 70½ or retire, whichever is later, a certain portion of your payment cannot be rolled over because it is a “required minimum payment” that must be paid to you. Special rules apply if you own more than 5% of your employer.

iii. **Hardship Distributions** – a hardship distribution cannot be rolled over.

iv. **Corrective Distributions** – a distribution that is made to correct a failed nondiscrimination test or because legal limits on certain contributions were exceeded cannot be rolled over.

v. **Loans Treated as Distributions** – the amount of a Plan loan that becomes a taxable deemed distribution because of a default cannot be rolled over. However, a loan offset amount is eligible for rollover, as discussed in item 4 below. Ask the Plan Administrator of this Plan if distribution of your loan qualifies for rollover treatment.

vi. **Opt-Out Distributions for Certain Automatically Enrolled Participants** – a distribution that is issued to a Participant that was automatically enrolled in the employer's 401(k) Plan cannot be rolled over. An opt-out distribution request must be requested by the 90th day of the first check date that an automatic enrollment contribution is made. After the 90th day, this option is no longer available to you.

The Plan Administrator of this Plan should be able to tell you if your payment includes amounts that cannot be rolled over.

3. **Direct Rollover and Automatic Rollover**

A. **Direct Rollover** – a Direct Rollover is a direct payment of the amount of your Plan benefits to a Traditional IRA or an eligible employer plan that will accept it. You can choose a Direct Rollover of all or any portion of your payment that is an eligible rollover distribution, as described in item 2 above. You are not taxed on any taxable portion of your payment for which you choose a Direct Rollover until you later take it out of the Traditional IRA or eligible employer plan. In addition, no income tax withholding is required for any taxable portion of your Plan benefits for which you choose a Direct Rollover. This Plan might not let you choose a Direct Rollover if your distributions for the year are less than \$200. If a portion of your payment is from a designated Roth 401(k) account (as described under Item 5 below), the Plan may treat the Roth account portion of your payment as a separate distribution for purposes of the \$200 rule to determine amounts that are not rollover eligible.

Other special rules apply if your distribution includes designated Roth contributions to a 401(k) plan. Refer to item 5 below for a discussion of the tax rules that apply to such accumulations.

B. **Direct Rollover to a Traditional IRA** – you can open a Traditional IRA to receive the Direct Rollover. If you choose to have your payment made directly to a Traditional IRA, contact an IRA sponsor (usually a financial institution) to find out how to have your payment made in a Direct Rollover to a Traditional IRA at that institution. If you are unsure of how to invest your money, you can temporarily establish a Traditional IRA to receive the payment. However, in choosing an IRA, you may wish to make sure that the Traditional IRA you choose will allow you to move all or a part of your payment to another Traditional IRA at a later date, without penalties or other

limitations. See IRS Publication 590, Individual Retirement Arrangements, for more information on IRAs (including limits on how often you can roll over between IRAs).

- C. **Direct Rollover to a Plan** – if you are employed by a new employer that has an eligible employer plan and you want a Direct Rollover to that plan, ask the Plan Administrator of that plan whether it will accept your rollover. An eligible employer plan is not legally required to accept a rollover. Even if your new employer's plan does not accept a rollover, you can choose a Direct Rollover to a Traditional IRA. If the eligible employer plan accepts your rollover, the plan may provide restrictions on the circumstances under which you may later receive a distribution of the rollover amount or may require spousal consent to any subsequent distribution. Check with the plan administrator of that plan before making your decision.
 - D. **Direct Rollover of a Series of Payments** – if you receive a payment that can be rolled over to a Traditional IRA or an eligible employer plan that will accept it, and it is paid in a series of payments for less than 10 years, your choice to make or not make a Direct Rollover for a payment will apply to all later payments in the series until you change your election. You are free to change your election for any later payment in the series.
 - E. **Change in Tax Treatment Resulting from a Direct Rollover** – the tax treatment of any payment from the eligible employer plan or Traditional IRA receiving your Direct Rollover might be different than if you received your benefit in a taxable distribution directly from the Plan. For example, if you were born before January 1, 1936, you might be entitled to ten-year averaging or capital gain treatment, as explained below. However, if you have your benefit rolled over to a section 403(b) tax-sheltered annuity, a governmental 457 plan, or a Traditional IRA, your benefit will no longer be eligible for that special treatment. See the sections below entitled "Additional 10% Tax if You Are Under Age 59½" and "Special Tax Treatment if You Were Born Before January 1, 1936."
 - F. **Automatic Rollover** – an Automatic Rollover is a direct payment of the amount of your Plan benefits to a Traditional IRA, or another alternative investment option as permitted by the U.S. Department of Labor, chosen for you by the plan administrator. You are not taxed on any taxable portion of your payment. In addition, no income tax withholding is required for any taxable portion of your Plan benefits paid as an Automatic Rollover. You may not affirmatively choose an Automatic Rollover. Automatic Rollovers apply only to vested Individual Accounts with more than \$1,000 and not more than \$5,000, where the Participant fails to make any other affirmative distribution election within the timeframe established by the plan administrator. The tax treatment of any payment (distribution) from the Traditional or Roth IRA that receives your Automatic Rollover may be different than if you received your benefit in a taxable distribution directly from the Plan.
4. **Payment Paid To You** – if your payment can be rolled over (see item 2 above) and the payment is made to you in cash, it is subject to 20% federal income tax withholding on the taxable portion (state tax withholding may also apply). The payment is taxed in the year you receive it unless, within 60 days, you roll it over to a Traditional IRA or an eligible employer plan that accepts rollovers. If you do not roll it over, special tax rules may apply.
- Special rules apply if your distribution includes designated Roth contributions in a 401(k) plan. Refer to item 5 below for discussion of the tax rules that apply to such accumulations.

A. Income Tax Withholding

- i. **Mandatory Withholding** – if any portion of your payment can be rolled over under item 2 above and you do not elect to make a Direct Rollover, the Plan is required by law to withhold 20% of the taxable amount. This amount is sent to the IRS as federal income tax withholding. For example, if you can roll over a taxable payment of \$10,000, only \$8,000 will be paid to you because the Plan must withhold \$2,000 as income tax. However, when you prepare your income tax return for the year, unless you make a rollover within 60 days (see "Sixty-Day Rollover Option" below), you must report the full \$10,000 as a taxable payment from the Plan. You must report the \$2,000 as tax withheld, and it will be credited against any income tax you owe for the year.
- ii. **Voluntary Withholding** – if any portion of your payment is taxable but cannot be rolled over under item 2 above, the mandatory withholding rules described above do not apply. In this case, you may elect not to have withholding apply to that portion. If you do nothing, an amount will be taken out of this portion of your payment for federal income tax withholding (generally 10%). To elect out of withholding, ask the Plan Administrator for the election form and related information.
- iii. **Sixty-Day Rollover Option** – if you receive a payment that can be rolled over under item 2 above, you can still decide to roll over all or part of it to a Traditional IRA or to an eligible employer plan that accepts rollovers. If you decide to roll it over, you must contribute the amount of the payment you received to a Traditional IRA or eligible employer plan within 60 days after you receive the payment. The portion of your payment that is rolled over will not be taxed until you take it out of the Traditional or Roth IRA or the eligible employer plan.

You can roll over up to 100% of your payment that can be rolled over under item 2 above, including an amount equal to the 20% of the taxable portion that was withheld. If you choose to roll over 100%, you must find other money within the 60-day period to contribute to the Traditional IRA or the eligible employer plan, to replace the 20% that was withheld. On the other hand, if you roll over only the 80% of the taxable portion that you received, you will be taxed on the 20% that was withheld.

EXAMPLE: The taxable portion of your payment that can be rolled over under item 2 above is \$10,000, and you choose to have it paid to you. You will receive \$8,000, and \$2,000 will be sent to the IRS as income tax withholding. Within 60 days after receiving the \$8,000, you may roll over the entire \$10,000 to a Traditional IRA or an eligible employer plan. To do this, you roll over the \$8,000 you received from the Plan, and you will have to find \$2,000 from other sources (your savings, a loan, etc.). In this case, the entire \$10,000 is not taxed until you take it out of the Traditional IRA or an eligible employer plan. If you roll over the entire \$10,000, when you file your income tax return you may get a refund of part or all of the \$2,000 withheld.

If, on the other hand, you roll over only \$8,000, the \$2,000 you did not roll over is taxed in the year it was withheld. When you file your income tax return, you may get a refund of part of the \$2,000 withheld. (However, any refund is likely to be larger if you roll over the entire \$10,000.)

Special rules apply if your distribution includes designated Roth contributions to a 401(k) plan. Refer to item 5 below for a discussion of the tax rules that apply to such disbursements/or distributions. .

- iv. **Additional 10% Tax If You Are Under Age 59½** – if you receive a payment before you reach age 59½ and you do not roll it over, then, in addition to the regular income tax, you may have to pay an extra tax equal to 10% of the taxable portion of the payment. The additional 10% tax generally does not apply to (1) payments that are paid after you separate from service with your employer during or after the year you reach age 55, (2) payments that are paid because you retire due to disability, (3) payments after your death, (4) corrective distributions of contributions that exceed tax law limitations, (5) contributions made under an automatic enrollment arrangement that are withdrawn within 90 days of enrollment, (6) payments that are paid as equal (or almost equal) payments over your life or life expectancy (or your and your beneficiary's lives or life expectancies), (7) payments that are paid directly to the government to satisfy a federal tax levy, (8) payments that are paid to an alternate payee under a qualified domestic relations order, (9) qualified reservist distribution (payments made while you are on active duty if you were a member of a reserve component called to duty after September 11, 2001 for more than 179 days), or (10) payments that do not exceed the amount of your deductible medical expenses. See IRS Form 5329 for more information on the additional 10% tax.
- v. **Special Tax Treatment if You Were Born Before January 1, 1936** – if you receive a payment from a plan qualified under section 401(a) that can be rolled over under item 2 and you do not roll it over to a Traditional IRA or an eligible employer plan, the payment will be taxed in the year you receive it. However, if the payment qualifies as a “lump sum distribution,” it may be eligible for special tax treatment. A lump sum distribution is a payment, within one year, of your entire balance under the Plan (and certain other similar plans of the employer) that is payable to you after you have reached age 59½ or because you have separated from service with your employer (or, in the case of a self-employed individual, after you have reached age 59½ or have become disabled). For a payment to be treated as a lump sum distribution, you must have been a Participant in the Plan for at least five years before the year in which you received the distribution. The special tax treatment for lump sum distributions that may be available to you is described below.
 - **Ten-Year Averaging** – if you receive a lump sum distribution and you were born before January 1, 1936, you can make a one-time election to figure the tax on the payment by using “10-year averaging” (using 1986 tax rates). Ten-year averaging often reduces the tax you owe.
 - **Capital Gain Treatment** – if you receive a lump sum distribution and you were born before January 1, 1936 and you were a Participant in the Plan before 1974, you may elect to have the part of your payment that is attributable to your pre-1974 participation in the Plan taxed as long-term capital gain at a rate of 20%.

There are other limits on the special tax treatment for lump sum distributions. For example, you can generally elect this special tax treatment only once in your lifetime, and the election applies to all lump sum distributions that you receive in that same year. You may not elect this special tax treatment if you rolled amounts into this Plan from a 403(b) tax-sheltered annuity contract, a governmental 457 plan, or from an IRA not originally attributable to a qualified eligible employer plan. If you have previously rolled over a distribution from this Plan (or certain other similar plans of the employer), you cannot use this special averaging treatment for later payments from the Plan. If you roll over your payment to a Traditional IRA, governmental 457 plan, or 403(b) tax-sheltered annuity, you will not be able to use special tax treatment for later payments from that IRA, plan, or annuity. Also, if you roll over only a portion of your payment to a Traditional IRA, governmental 457 plan, or 403(b) tax-sheltered annuity, this special tax treatment is not available for the rest of the payment. See IRS Form 4972 for additional information on lump sum distributions and how you elect the special tax treatment.

5. Special Rules for Designated Roth Contributions to 401(k) Accounts

- A. **Direct Rollover to a Roth IRA** – designated Roth contributions to 401(k) plans and the earnings attributable to them can be rolled over to a Roth IRA. However, once rolled to a Roth IRA, you CANNOT subsequently roll your designated Roth contributions to an eligible employer plan, even if the plan accepts designated Roth contributions.

In the case of a rollover from a designated Roth account under a 401(k) plan to a Roth IRA, the period that the rolled-over funds were in the designated Roth 401(k) account does not count towards the 5-year period for determining qualified distributions from the Roth IRA. However, if you established a Roth IRA in a prior year, the 5-year period for determining qualified distributions from a Roth IRA that began as a result of your earlier Roth IRA contribution applies to any distributions from the Roth IRA (including a distribution of an amount attributable to a rollover contribution from a designated Roth contribution account).

Rollovers to Roth IRAs of funds that are not from a designated Roth account must be included in gross income (other than after-tax contributions) in the year distributed. For payments from the Plan during 2010 that are rolled over to a Roth IRA, the taxable amount can be spread over a 2-year period starting in 2011. The 10% additional income tax on early distributions will not apply (unless you take the amount rolled over out of the Roth IRA within 5 years, counting from January 1 of the year of the rollover).

- B. **Direct Rollover to Another Eligible Employer Plan** – designated Roth contributions to a 401(k) plan and the earnings attributable to them can be rolled over to another eligible employer plan that accepts direct rollovers of designated Roth contributions. This means that a Roth 401(k) account can be directly rolled over to another Roth 401(k) plan or another 401(a) plan, including a defined benefit plan, which accepts the rollover and provides separate accounting for the Roth amounts and related earnings that are rolled over. Your period of participation under the distributing plan is carried over to the recipient plan for purposes of determining whether you satisfy the 5-year requirement for determining qualified distributions under the recipient plan
- C. **“Qualified Distributions”** – if you have made designated Roth contributions to a 401(k) plan, the amounts (both contributions and earnings) held in your designated Roth contribution account may be distributed tax-free if it is a “qualified distribution”. A “qualified distribution” is a distribution that is made after at least five years have elapsed from the beginning of the year during which you made your first Roth contribution to the plan and meets one of the following requirements. The distribution must be made:
 - i. after you attain age 59½;
 - ii. to your beneficiary after your death; or

iii. on account of your disability.

If the distribution is not a qualified distribution, you will be taxed on any earnings in your Roth contribution account. Because your designated Roth contributions to the plan were made on an after-tax basis, you will receive a tax-free return of your designated Roth contributions.

However, distributions of the following amounts are never qualified distributions, are not eligible for rollover, and the earnings are includible in taxable income:

- Corrective distributions (as discussed under item 2 above).
- Taxable deemed distributions of participant loan defaults (as discussed under item 2 above).

A lump sum designated Roth “qualified distribution” of employer stock or securities are tax-free, and the stock or securities take a fair market value adjusted basis. In the case of a lump sum designated Roth “nonqualified distribution”, the ordinary rules explained under item 4 above would apply.

- D. Sixty-Day Rollover Option** – if you receive a distribution from a designated Roth 401(k) account, you may roll over the entire amount (or any portion thereof) into a Roth IRA within 60 days of receipt. If only a portion of the distribution is rolled over, the portion that is rolled over is treated as consisting first of the amount of the distribution that would otherwise be taxable income.

Alternatively, you may roll over the otherwise taxable portion of the distribution to a designated Roth 401(k) plan within 60 days of receipt. In addition, your period of participation under the distributing plan is not carried over to the recipient plan for purposes of determining whether you satisfy the 5-year requirement under the recipient plan.

EXAMPLE: An employee receives a \$14,000 eligible rollover distribution that is not a qualified distribution from his designated Roth account, consisting of \$11,000 of designated Roth contributions and \$3,000 of taxable earnings. Within 60 days of receipt, the employee rolls over \$7,000 of the distribution into a Roth IRA. The \$7,000 is deemed to consist of \$3,000 of earnings and \$4,000 of after-tax contributions. Because the only portion of the distribution that could be includible in taxable income (the earnings) is rolled over, none of the distribution is includible in the employee’s taxable income in the year of distribution.

- E. Basis Recovery Rules for Roth Payments that are Not “Qualified Distributions”** – if you receive a partial distribution that is not a qualified distribution (i.e., one that does not meet the “qualified distribution” definition above) from your designated Roth account in a 401(k) plan, the portion of the distribution attributable to your after-tax designated Roth contributions will be recovered tax-free. The non-taxable portion is determined by multiplying the amount of your distribution by the ratio of your cumulative designated Roth contributions divided by your designated Roth account balance.

EXAMPLE: If a distribution that is not qualified of \$5,000 is made from an employee’s designated Roth account when the account consists of \$9,400 of designated Roth contributions and \$600 of earnings, the distribution consists of \$4,700 of after-tax designated Roth contributions and \$300 of taxable earnings.

- 6. Repayment of Plan Loans** – if your employment ends and you have an outstanding loan from your Plan, your employer may reduce (or “offset”) your balance in the Plan by the amount of the loan you have not repaid. The amount of your loan offset is treated as a distribution to you at the time of the offset and will be taxed unless you roll over an amount equal to the amount of your loan offset to another qualified eligible employer plan or a Traditional IRA within 60 days of the date of the offset. If the amount of your loan offset is the only amount you receive or are treated as having received, no amount will be withheld from it. If you receive other payments of cash or property from the Plan, the 20% withholding amount will be based on the entire amount paid to you, including the amount of the loan offset. The amount withheld will be limited to the amount of other cash or property paid to you (other than any employer securities). The amount of a defaulted plan loan that is a taxable deemed distribution cannot be rolled over.
- 7. Surviving Spouses, Alternate Payees, and Other Beneficiaries** – in general, the rules summarized above that apply to payments to employees also apply to payments to surviving spouses of employees and to spouses or former spouses who are “alternate payees.” You are an alternate payee if your interest in the Plan results from a “qualified domestic relations order,” which is an order issued by a court, usually in connection with a divorce or legal separation.

If you are a surviving spouse or an alternate payee, you may choose to have a payment that can be rolled over, as described in item 2 above, paid in a Direct Rollover to a Traditional IRA or to an eligible employer plan or paid to you. If you have the payment paid to you, you can keep it or roll it over yourself to a Traditional IRA or to an eligible employer plan. Thus, you have the same choices as the employee.

If you are a beneficiary other than a surviving spouse or an alternate payee, the Plan may permit you to choose to have a payment that can be rolled over, as described in item 1 above, paid in a Direct Rollover to a Traditional IRA, or have the benefit paid to you. You may not roll over the payment that is made directly to you, nor may you choose to roll over the payment to an eligible employer plan. The IRA accepting the transfer is treated like a non-spouse Inherited IRA, under which benefits must be distributed in accordance with the required minimum distribution rules. In general, distributions from the Inherited IRA must either be paid to you in full within 5 years of the employee’s death or must commence within 12 months of the employee’s death and be paid over your life expectancy. The benefits cannot be rolled over from the Inherited IRA to any other IRA.

As explained above, surviving spouses and alternate payees have the same choices as the employee. However, unlike surviving spouses and alternate payees, non-spouse beneficiaries do not have the same choices as the employee. Because of this difference, the mandatory withholding rules described in item 4 above, that typically apply to payments that are not rolled over, do not apply to payments made to non-spouse designated beneficiaries.

If you are a surviving spouse, an alternate payee, or another beneficiary, your payment is generally not subject to the additional 10% tax described in item 4 above, even if you are younger than age 59½.

If you are a surviving spouse, an alternate payee, or another beneficiary, you may be able to use the special tax treatment for lump sum distributions and the special rule for payments that include employer stock, as described in item 4 above. If you receive a payment because of

the Employee's death, you may be able to treat the payment as a lump sum distribution if the Employee met the appropriate age requirements, whether or not the Employee had 5 years of participation in the Plan.

8. **Nonresident Alien** – If you are a nonresident alien and you do not do a direct rollover to a U.S. IRA or U.S. employer plan, instead of withholding 20%, the Plan is generally required to withhold 30% of the payment for federal income taxes. If the amount withheld exceeds the amount of tax you owe (as may happen if you do a 60-day rollover), you may request an income tax refund by filing Form 1040N and attaching your Form 1042-S. See Form W-8BEN for claiming that you are entitled to a reduced rate of withholding under an income tax treaty. For more information, see also IRS Publication 519, U. S. Tax guide for Aliens, and IRS Publication 515, Withholding of Tax on Nonresident Aliens and Foreign Entities.

9. **State or Local Income Tax** – state income tax is withheld only for those states where such withholding is mandatory. If you reside in a state that has a state income tax and the state does not have a mandatory withholding rule, you will be responsible for any state income taxes due on the taxable portion of your distribution.

State income tax withholding requirements differ from state to state. This State Withholding Information section summarizes the mandatory withholding requirements for each of the 50 states as they pertain to Qualified Retirement Plan distributions.

Tax issues are very complex. The withholding rules depend on the state in which you legally reside. Review the list so that you may consider the applicable rules when you request your distribution. You should discuss your specific situation and the tax implication of your payment with your tax advisor.

States have different income tax withholding requirements. Two specific types of withholding are:

- A. **Mandatory Withholding** – the requirement that state income taxes will be withheld for individuals who legally reside in that state if federal taxes are withheld. A few states let individuals elect out of state withholding even if federal taxes are withheld. Those states are listed below, and are currently limited to California, Georgia, and Oregon.
- B. **No Withholding** – some states have no income tax on qualified plan distributions. For that reason, no state withholding is required from these distributions even if federal taxes are withheld.

The withholding requirements listed below apply when the distribution is subject to the 20% federal income tax withholding rate.

STATE OF LEGAL RESIDENCE	STATE WITHHOLDING GUIDELINES
AZ	Your distribution is not subject to state income tax and you may not elect to have state income tax withheld if you are receiving a lump sum distribution or 100% of your account balance is distributed in one year or less. If your payment is not a lump sum distribution, you may elect to have income tax withheld by submitting Form A-4P.
AR DE IA KS MA MD ME NC NE OK VA VT	State income tax must be withheld. We will calculate the amount for you.
CA ¹ GA ²	We will withhold state income tax unless you tell us not to withhold. We will calculate the amount for you.
OR	We will withhold 8% state income tax unless you specify another amount you would like withheld.
PA	Your distribution is not subject to state income tax withholding if you are at least 59½ years old.
AL CO CT DC ID IL IN KY LA MI MN MO MT ND NJ NM NY OH RI SC UT WJ WV	N/A (State does not have a mandatory withholding requirement.)
AK FL HI NH NV SD TN TX WA WY	N/A (State currently does not have an income tax withholding provision.)

¹ To elect "no withholding," you must complete CA form DE 4P or Federal Form W-4P and attach it to the Distribution Notice and Election form. DE 4P is available on the Internet at http://www.evl.ca.gov/pdf/pub_ctr/de4p.pdf. W-4P is available at <http://www.irs.gov/pub/irs-pdf/w4p.pdf>.

² To elect "no withholding," you must complete GA Form G-4P and attach it to the Distribution Notice and Election form. G-4P is available on the Internet at http://tax.dor.ga.gov/tax/withholding/TSD_Withholding_from_Pensions_and_Annuities_G4P.pdf.

(State Withholding Information Rev. 09/10)

9. **How To Obtain Additional Information** – the rules described above are complex and contain many conditions and exceptions that are not included in this notice. Therefore, you may want to consult with the Plan Administrator or a professional tax advisor before you take a payment of your benefits from your Plan. Also, you can find more specific information on the tax treatment of payments from qualified eligible employer plans in IRS Publication 575, Pension and Annuity Income and IRS Publication 590, Individual Retirement Arrangements. These publications are available from your local IRS office on the IRS's Internet website at www.irs.gov or by calling 1-800-TAX-FORMS.

Qualified Retirement Plan
Flexible Standardized 401(k) Plan
General Information Sheet / Summary Plan Description

EMPLOYER INFORMATION

Your Employer has adopted a 401(k) Plan for the benefit of you and your co-workers. This Plan is designed to help you meet your financial needs during your retirement years. Your Employer must follow certain rules and requirements to maintain this Plan. This General Information Sheet provides some of the details of the Plan and should be used in conjunction with the Summary Plan Description (SPD) Booklet which is provided by your Employer. Definitions of terms referenced with capitalization in this document can be found in the Definitions portion of the SPD Booklet.

Name of Plan worldwide travel staffing, ltd 401(k) Profit Sharing Plan and Trust

Name of Adopting Employer worldwide travel staffing, ltd

Address 2829 sheridan dr, tonawanda, NY 14150

Telephone 716-821-9001 Employer's Federal Tax Identification Number 16-1432616

Plan Sequence Number 001 Employer's Fiscal Year End 12/31

SECTION ONE: EFFECTIVE DATES

This is the initial adoption of a plan by the Employer. The Plan Effective Date is _____.

If this is a restatement of an existing qualified plan (a Prior Plan), the Prior Plan was initially effective on 01/01/2013.
The restatement Effective Date is 12/03/2012.

SECTION TWO: ELIGIBILITY

See Section titled *Eligibility and Participation of the SPD Booklet*.

Age and Service: You will become eligible to participate in the Plan after you satisfy the age and service requirements as identified for each contribution type.

Age: Elective Deferrals 21 Matching Contributions 21 Employer Profit Sharing Contributions 21

Years of Eligibility

Service: Elective Deferrals 0 Matching Contributions 0 Employer Profit Sharing Contributions 0

Are all Employees considered to have met the age and service requirements described above if employed on the Plan

Effective Date of this Plan? Yes No

EXCLUSION OF CERTAIN CLASSES OF EMPLOYEES

All Employees may become eligible to participate in the Plan except the following:

- Employees covered by the terms of a collective bargaining agreement (e.g., union agreement) unless the collective bargaining agreement specifies that the Employees must be covered by the Plan.
- Employees who are nonresident aliens and receive no earned income from the Employer within the United States.
- Employees who become Employees as a result of an asset or stock acquisition, merger, or similar transaction involving a change in the Employer of a trade or business (during the transition period only).

Hours Required For Eligibility: The number of Hours of Service you must be employed to complete a Year of Eligibility Service is 1000. The number of Hours of Service you must exceed to avoid a Break in Eligibility Service is 500.

Employees shall be given credit for eligibility purposes for Hours of Service with the following predecessor employer(s):

Entry Dates: The Entry Dates upon which you can begin Plan participation are: IMMEDIATELY.

SECTION THREE: CONTRIBUTIONS

See Section titled *Contributions to the Plan of the SPD Booklet*.

Employer Profit Sharing Contributions: The amount of the Employer Profit Sharing Contribution, if any, will be determined according to a discretionary formula in an amount determined each year by the managing body of the Employer and will be allocated to each Qualifying Participant's Individual Account under the formula checked below:

- Pro Rata Formula.** Under this formula, each Qualifying Participant's Individual Account will receive a pro rata allocation. This allocation is based on the Qualifying Participant's Compensation in relation to the total Compensation of all Qualifying Participants.
- Flat Dollar Formula.** Under this formula, all Qualifying Participants' Individual Accounts will receive equal contributions.
- Integrated Formula.** Under this formula, each Qualifying Participant's Individual Account will receive a base contribution. In addition, Qualifying Participants will receive an additional allocation (called an excess contribution) based on their Compensation above the integration level. The integration level shall be:
- The Taxable Wage Base
- \$ _____ (a dollar amount less than the Taxable Wage Base).
- _____ percent (not more than 100 percent) of the Taxable Wage Base.

Qualifying Participant: For any Plan Year that an Employer Profit Sharing Contribution is made, you will be entitled to share in that contribution (and, thus, be a Qualifying Participant) if you satisfy the following conditions: (1) You are a Participant, and (2) If you terminate employment, you work at least 500 Hour(s) of Service during the Plan Year.

The Profit Sharing Contribution will be calculated based on the following frequency: Annual.

Elective Deferrals: Elective Deferrals will be permitted under this Plan and may commence on 01/02/2013.

The following types of elective deferrals are permitted under this plan:

- Pre-tax
- Roth

Once you become eligible to participate in the Plan, your Employer will provide you with a Salary Reduction Agreement to be completed before the next plan Entry Date. To change the amount of, cease, or resume your Elective Deferrals, you must complete a revised Salary Reduction Agreement. Unless otherwise stated by your Employer, you may revise your Salary Reduction Agreement at any time.

By completing a Salary Reduction Agreement to make an Elective Deferral to this Plan, your Compensation will be reduced each pay period by an amount equal to:

- A percentage of your Compensation from 0 % to 92 % in increments of 1%.
- An amount of your Compensation not less than \$ _____ and not more than \$ _____.
- A Percentage of your Compensation from 0 % to _____ % in increments of 1 % or an amount of your Compensation not less than \$ _____ and not more than \$ _____.
- A percentage or dollar amount not to exceed the limits imposed by IRC 401(k), 402(g), 404 and 415.

If you make an excess Elective Deferral to the Plan, you must submit a request in writing for the return of the excess to the Plan Administrator no later than April 15 following the end of the tax year in which you made the excess Elective Deferral.

Authorization of Automatic Elective Deferral: Will the Automatic Elective Deferral enrollment Provisions apply?
 Yes No

Automatic Enrollment Provisions: If you fail to make an Elective Deferral election as permitted under the Plan, you will be automatically enrolled in the Plan and your Compensation will be withheld each pay period by an amount equal to _____ %. You are permitted to change this percentage at any time.

Automatic Elective Deferral Increases: If you were automatically enrolled in the Plan, and you did not make any changes to the percentage that you were automatically enrolled at, your Elective Deferral percentage will be increased by _____ % in the year following the anniversary date of the year that you were automatically enrolled. Such increases will occur on the following dates, to a maximum of _____ % of your Compensation:

_____.

Matching Contributions: Will your Employer make Matching Contributions?

- Yes, but only on Elective Deferrals No.

If Matching Contributions will be made under this Plan, your Employer will make contributions on behalf of Qualifying Contributing Participants making Elective Deferrals based upon the formula selected below.

- An amount equal to _____ % of your Elective Deferral which does not exceed _____ % of your Compensation.
- An amount equal to the sum of _____ % of the portion of your Elective Deferrals which does not exceed _____ percent of your Compensation plus _____ % of the portion of your Elective Deferrals which exceeds _____ % of your Compensation but does not exceed _____ % of your Compensation.
- An amount equal to:

	<u>Elective Deferral Percentage</u>	<u>Matching Percentage</u>
Base Rate	Less than or equal to _____ %	_____ %
Tier 2	Greater than _____, but less than or equal to _____ %	_____ %
Tier 3	Greater than _____, but less than or equal to _____ %	_____ %

- An amount, if any, equal to a percentage of your Elective Deferrals which the Employer will determine each year.
- Other formula: _____

No Matching Contribution will be made in excess of \$ _____ of your Compensation for any Plan Year.

The Matching Contribution will be calculated based on the following frequency: _____.

Qualifying Contributing Participant: For any Plan Year that a Matching Contribution is made, you will be entitled to receive Matching Contributions if you contribute Elective Deferrals, and if you terminate employment, you work at least 0 Hour(s) of Service during the Plan Year.

Safe Harbor CODA Contributions: Will your Plan follow the Safe Harbor CODA provisions? Yes No

If "yes," contributions to automatically meet certain nondiscrimination requirements will be made to your Individual Account as follows:

- Basic Matching Contributions.** An amount equal to your Elective Deferrals that does not exceed 3% of your Compensation for the Plan Year, plus 50% of your Elective Deferrals that exceeds 3% of your Compensation for the Plan Year but does not exceed 5% of your Compensation for the Plan Year.
- Enhanced Matching Contributions.** An amount equal to 100 % of your Elective Deferrals that does not exceed 6 % of your Compensation for the Plan Year plus _____ % of your Elective Deferrals that exceeds _____ % of your Compensation for the Plan Year but does not exceed _____ % of your Compensation for the Plan Year.

- Safe Harbor Nonelective Contributions.** If you are a Participant, you will receive Safe Harbor Nonelective Contributions to your Individual Account in an amount equal to 3% of your Compensation for the Plan Year, regardless of whether or not you make Elective Deferrals to the Plan.

Participants entitled to receive Safe Harbor Contributions. Safe harbor contributions will be made on behalf of:

- Eligible Non-Highly compensated employees.
- All eligible employees.

The Safe Harbor Contribution will be calculated based on the following frequency: Per-Pay Period.

Automatic Enrollment Safe Harbor CODA Contributions: Will your Plan follow the Automatic Enrollment Safe Harbor CODA provisions? Yes No

If "yes," and you fail to make an Elective Deferral election as permitted under the Plan, you will be automatically enrolled in the Plan and your Compensation will be withheld each pay period by an amount equal to _____ %

Automatic Elective Deferral Safe Harbor CODA Increases: If you were automatically enrolled in the Plan, and you did not make any changes to the percentage that you were automatically enrolled at, your Elective Deferral percentage will be increased in the year following the anniversary date of the year that you were automatically enrolled and on January 1 of each of the following years and will result in the following percentages of Compensation being withheld each pay period:

- (i) 4% during the first day of the Plan Year following the anniversary date that you were enrolled in the Plan, and
- (ii) 5 % during the Plan Year following the Plan Year in which your Elective Deferral was initially increased as described in (i) above, and
- (iii) 6 % during the Plan Year following the Plan Year in which your Elective Deferral was increased as described in (ii) in (i) above, and
- (iv) Your Elective Deferral percentage will continue to increase by ___% on January 1 of each of the following years up to a maximum of _____% of your Compensation

NOTE: If the annual increase percent is blank, the annual increase will be made in increments of one percent and will equal the minimum amount permitted for the applicable Plan Year.

In addition, contributions to automatically meet certain nondiscrimination requirements will be made to your Individual Account as follows:

- Basic Matching Contributions.** An amount equal to your Elective Deferrals that does not exceed 1% of your Compensation for the Plan Year, plus 50% of your Elective Deferrals that exceeds 1% of your Compensation for the Plan Year but does not exceed 6% of your Compensation for the Plan Year.
- Enhanced Matching Contributions.** An amount equal to _____ % of your Elective Deferrals that does not exceed _____ % of your Compensation for the Plan Year plus _____ % of your Elective Deferrals that exceeds _____ % of your Compensation for the Plan Year but does not exceed _____ % of your Compensation for the Plan Year.
- Safe Harbor Nonelective Contributions.** If you are a Participant, you will receive Safe Harbor Nonelective Contributions to your Individual Account in an amount equal to 3% percent of your Compensation for the Plan Year, regardless of whether or not you make Elective Deferrals to the Plan.

In addition to the above Safe Harbor Contributions, additional Matching Contributions within Safe Harbor limits will be made as follows.

- _____ percent of your Elective Deferrals that do not exceed _____ percent of your Compensation for the Plan Year.
- _____ percent of your Elective Deferrals that do not exceed _____ percent of your Compensation for the Plan Year
Plus _____ percent of your Elective Deferrals not to exceed _____ percent of your Compensation for the Plan Year.
- An amount equal to your Elective Deferrals up to a percentage of your Compensation for the Plan Year determined by your Employer from year to year. This percentage will in no event exceed four percent of you Compensation for the Plan Year.

Other Contributions: You can make rollover and / or transfer contributions from a qualified plan, and pre-tax contribution amounts from a Traditional IRA. You cannot make Nondeductible (after-tax) Employee Contributions.

You will be permitted (if eligible) to make Catch-up Contributions after December 31, 2001.

Will Matching Contributions be made with regard to Catch-up Contributions? Yes No If "yes" is selected, the Matching Contribution formula identified on your General Information Sheet will be followed.

SECTION FOUR: VESTING AND FORFEITURES

See Section titled Vesting and Forfeitures of the SPD Booklet.

You will always be fully vested in all contributions derived from Elective Deferrals, Qualified Nonelective Contributions (if any), Safe Harbor Basic Matching Contributions (if any), and Safe Harbor Nonelective Contributions (if any).

Your rollover and transfer contributions, if allowed, are 100% vested immediately. The vesting schedules below apply to your Employer Profit Sharing Contributions and Matching Contributions.

YEARS OF VESTING SERVICE	VESTED PERCENTAGE FOR EMPLOYER PROFIT SHARING CONTRIBUTIONS AND MATCHING CONTRIBUTIONS							
	Profit Sharing	Option 1 <input checked="" type="checkbox"/>	Option 2 <input type="checkbox"/>	Option 3 <input type="checkbox"/>	Option 4 <input type="checkbox"/> (Complete if chosen)	Option 4 <input type="checkbox"/> (Complete if chosen)	Option 5 <input type="checkbox"/> (Complete if chosen)	Option 5 <input type="checkbox"/> (Complete if chosen)
Less than One	100%	0%	0%	____%	____%	____%	____%	
1	100%	0%	0%	____%	____%	____%	____%	
2	100%	0%	20%	____% (not less than 20%)	____% (not less than 20%)	____%	____%	
3	100%	100%	40%	____% (not less than 40%)	____% (not less than 40%)	100%	100%	
4	100%	100%	60%	____% (not less than 60%)	____% (not less than 60%)	100%	100%	
5	100%	100%	80%	____% (not less than 80%)	____% (not less than 80%)	100%	100%	
6	100%	100%	100%	100%	100%	100%	100%	

NOTE: If no option is selected, Option 3 will be deemed to be selected for both Employer Profit Sharing Contributions and Matching Contributions.

Vesting Schedule for Automatic Enrollment Safe Harbor CODA Contributions (if applicable)

Years of Vesting Service	Vested Percentage	
	Option 1 <input type="checkbox"/>	Option 2 <input type="checkbox"/>
Less than One	0%	____%
1	0%	____%
2	100%	____%

If no option is selected, Option 1 will apply.

Hours Required for Vesting: The number of Hours of Service you must complete to be credited with a Year of Vesting Service is 1,000. The number of Hours of Service you must exceed to avoid a Break in Vesting Service is 500.

Employees shall be given credit for vesting purposes for Hours of Service with the following predecessor employer(s):

Exclusion of Certain Years of Vesting Service: All of your years of service will be counted for vesting of your Individual Account except the following (if checked):

- Years of Service before you turn age 18.
- Years of Service before the Employer maintained this Plan or a predecessor plan.

Forfeitures: Forfeitures of Employer Profit Sharing and Matching Contributions will be applied to reduce Employer Contributions.

SECTION FIVE: DISTRIBUTIONS AND LOANS

See Section titled *Distribution of Benefits, Claims Procedure and Loans of the SPD Booklet.*

Distributions: You can withdraw your Individual Account if you terminate employment before Normal Retirement Age, you become disabled, or you reach Normal Retirement Age but continue to work. You can request a distribution from the Plan of your Elected Deferral in the Plan upon attainment of age 59½, even if you continue to work.

Unless one of the situations listed above exists, you cannot withdraw your Individual Account attributable to Employer Profit Sharing and Matching contributions, rollover contributions, or transfer contributions unless you are 100% vested.

Can you withdraw Elective Deferrals on account of hardship? Yes No

Automatic Enrollment Plans: If you have been automatically enrolled in the Plan, will you be able to request a distribution of your Elective Deferrals that were deducted from your Compensation? Yes No N/A

If "yes", you must make this request within 90 days of the initial Elective Deferral deducted from your Compensation.

Loans: Can you request to receive loans from the Plan? Yes No (If "yes", refer to the Loan Disclosure and Basic Loan Agreement)

In-Service Withdrawals - Plans may permit employees to take a distribution of their matching and profit sharing contributions even if they are actively employed with the company. Is this option available in your plan: Yes No

If yes, the following conditions apply (check all that apply):

- Employer profit sharing and matching contributions may be withdrawn as of the Normal Retirement Age.
- Employer profit sharing and matching contributions may be withdrawn as of age 59.5.
- Participant must be 100 % vested.
- Participant must have worked _____ years of service.
- Withdrawals limited to _____ per plan or _____ per year.

Form of Distribution: You may request a distribution of the vested portion of your Individual Account in the form of a Lump Sum, Installment Payment, or Annuity Contracts.

Involuntary Cash out – If your account balance exceeds \$1,000, but is less than \$5,000, the Plan Administrator may instruct that you receive your distribution in the form of a single sum payment. When determining the value of the account rollover contributions will be included.

REA Safe Harbor/ Qualified Joint and Survivor Annuity: The REA Safe Harbor provisions of the Plan do apply.

SECTION SIX: DEFINITIONS

See Section titled *Definitions of the SPD Booklet*.

Plan Year: The Plan Year ends on December 31.

Hours of Service Equivalencies: Service will be determined on the basis of actual hours you are, or entitled to be, paid.

Compensation: Compensation for each Participant will be determined over the Plan Year. Compensation includes Elective Deferrals made according to a Salary Reduction Agreement. Generally, and unless otherwise required by the Plan or the Internal Revenue Code or Regulations, Compensation will mean only the Compensation paid to the Employee after becoming a Participant.

Normal Retirement Age: Normal Retirement Age under the Plan is age 65.

Early Retirement Age: An Early Retirement Age under the Plan is met by attaining age N/A and N/A Years of Vesting.

SECTION SEVEN: MISCELLANEOUS

See Sections titled *Miscellaneous of the SPD Booklet*.

INVESTMENT Can you direct the investment of your Individual Account? Yes No
DIRECTION (If "yes", see your Plan Administrator for rules and procedures that will apply.)

Plan Administrator: The Employer is the Plan Administrator. If the Employer is not the Plan Administrator, additional information will be contained in this section or attached in a separate addendum.

Agent for Service of Legal Process

Name of Adopting Employer worldwide travel staffing, ltd

Address 2829 sheridan dr

City tonawanda

State NY

Zip 14150

Telephone 716-821-9001

Note: The Agent for Service of Legal Process is the person upon whom any legal papers can be served. Service of legal process may be made upon a Plan Trustee or the Employer/Plan Administrator.

SECTION EIGHT: TRUSTEE

Name of Trustee andrew crawford

Title _____

Address 2829 sheridan dr

City tonawanda

State NY

Zip 14150

Telephone 716-821-9001



Payroll • HR • Retirement • Insurance

WORLDWIDE TRAVEL STAFFING LIM

0445-H670

08/23/2019

Fee Disclosure Statement for Participants of the WORLDWIDE TRAVEL STAFFING LIM 401(k) Profit Sharing Plan & Trust

Summary of Changes

Attached is an updated Fee Disclosure Statement for Participants. The following section(s) have been updated:

Description of change	Section(s)
Change to how annual account fees are paid	Part Two: Administrative Expenses

Note: Please visit the Retirement Services web application to view the most recent and previous disclosure.



Payroll • HR • Retirement • Insurance

WORLDWIDE TRAVEL STAFFING LIM I

0445-H670

08/23/2019

Fee Disclosure Statement for Participants of the WORLDWIDE TRAVEL STAFFING LIM I 401(k) Profit Sharing Plan & Trust

Overview

As a participant in the retirement plan sponsored by your employer, you are entitled to know the fees and expenses incurred to operate the plan that are paid by participant assets. The Employee Retirement Income Security Act of 1974, as amended ("ERISA"), requires that the plan administrator provide the disclosures of these fees to you, on or before the date you can first direct your investments, and annually thereafter.

The disclosure of fees is intended to make you aware of the rights and responsibilities associated with the options made available under the plan so that you may make informed decisions regarding the management of your account.

The types of information that must be disclosed are both plan-related and investment-related. Plan-related information includes general operational and identifying information, administrative expenses, and individual expenses. Investment-related information is included on a separate chart which details the fee information of the investment alternatives made available by the plan.

Part One: General Plan Information

Enrollment

Participants and beneficiaries may enroll and make investment changes at any time once eligible to participate in the plan. This may be done by enrolling via the internet, using a voice response system, or by completing an Enrollment/Change Form and either faxing or mailing it to Paychex.

•<https://benefits.paychex.com>

•Paychex Employee Services:

1-877-244-1771

•Fax: 585-389-7252

•Mail correspondence:

Attn: 401(k) Participant Support

1175 John St., West Henrietta, NY 14586

Plan Investment Changes

There are no limitations on the frequency of when investment changes may be made; however, there may be fees associated with such changes. Review the attached Investment Chart or the fund's prospectus for additional information.

Voting of Proxy

The plan administrator shall have responsibility for instructing the trustee as to voting and the tendering of shares relating to assets held by the trust, by proxy or in person, except to the extent such responsibility is delegated to another person, under the terms of the plan or under an agreement between the adopting employer and an investment manager, in which case such persons shall have such responsibility.

Part Two: Administrative Expenses

Administrative expenses for such duties as recordkeeping, accounting, tax form preparation, and legal fees may be paid by the employer or by the plan. Your employer also has the option to be reimbursed by the plan for expenses they have paid. Fees paid with plan assets will be deducted pro-rata based on account balances and specified on your quarterly participant benefit statement as a plan administration expense.

Paychex charges administrative fees for the services provided to the plan which may be paid either by your employer or by plan assets. In the event your employer elects to have fees paid by plan assets the fees will be deducted pro-rata based on the account balances and will be specified on your quarterly participant benefit statement as Plan Administration Fee. Paychex administrative expenses include monthly fees, per participant fees, setup fees, and, when an employer selects specific service offerings or other features, an annual account fee which is charged against plan assets.

In the event that the employer decides to transfer the plan's recordkeeping services to a new service provider, there may be a plan transfer fee charged for services associated with the transfer process. The employer has the option to pay the expense with plan assets. If the expense is paid by the plan, it will be deducted on a pro-rata basis from all account balances, and the portion applied to your account will be reflected on your quarterly participant benefit statement.

Mid Atlantic Trust Company Directed Trustee services include, but are not limited to, holding and administering the plan trust pursuant to the direction of company or named fiduciary, establishing a cash settlement account for the plan, purchasing and subscribing authorized plan investments and maintaining custody of said plan investments, accounting for plan investments on a regular basis, certifying the accuracy of statements, and more as defined in the Directed Trustee Agreement as entered into with the plan trust. The fee is \$71.67 per month which is pro-rated and charged against participant accounts based on account balance.

A registered investment advisor manages the assets of the plan based on direction from the plan administrator. The annual fee is 25.00bps based on the plan's assets paid on a monthly basis and charged against participant accounts pro-rata based on account balance.

The actual fee(s) for administrative expenses assessed against your account will be specified on your quarterly participant benefit statement.

Part Three: Individual Expenses

The following expenses may be charged against your account as set forth below. The actual fee(s) for any individual expenses assessed will be listed on your quarterly participant benefit statement.

Type of Fee	Description	Amount
Loan Fee	Fee charged for the initial processing of a loan request including preparation of amortization schedule.	\$175 general purpose loan \$325 primary residence loan
Distribution Fee	Fee charged for processing a distribution of plan assets.	\$75
Wire/ACH Fee	Fee charged for sending loans and distributions as an automated clearing house (ACH) transaction or via wire transfer.	\$18

Type of Fee	Description	Amount
Stale Check Fee	Fees charged to participants who fail to cash their distribution check by Paychex and third-party vendor. The amount of the fee depends on the services that are necessary to locate the participant.	<p>\$65 Stale Check Processing to remit to Third-party vendor.</p> <p>Third-party Vendor Fees</p> <p>\$5 mailing fee to participant</p> <p>\$60 distribution of Stale Check Assets to participant or rollover of Stale Check Assets to IRA fee</p> <p>\$125 missing participant search fee</p>
Participant Search Fee	Fee charged in event participant fails to request distribution during a plan termination and search is performed to determine current address.	\$65
Check Reissue Fee	Fee charged for requiring a change in the method of distribution from cash to rollover or vice versa.	\$75
Managed Account Fee	Fee for using GuidedChoice® managed account services. GuidedChoice® provides investment advisory services to retirement Participants. Services are delivered through online-based software, telephone, paper application and face-to-face meetings. Individuals may receive projections of potential income at retirement, based upon the current value of retirement assets, expected future contributions, earnings and social security. Based upon specific information, income, asset level, risk tolerance and the retirement goal established, recommended changes to saving rate, investment allocation, risk level and retirement age may be provided. Paychex does not deliver the GuidedChoice® managed account services or make recommendations as to the selection of an advice provider or investments.	45 bps or .45% of the first \$100,000 in assets with an annual maximum of \$450 regardless of asset level. These fees are prorated and charged on a quarterly basis.
Front/Back-End Load Fee	Sales charge or commission to compensate a sales intermediary, such as a broker or financial advisor, for their time and expertise in selecting an appropriate investment option for the investor.	None/waived
Redemption Fee	A fee assessed by an investment company to discourage short-term in and out trading of mutual fund shares. Redemption fees are credited directly to the investments' assets, not to the investment company. They are quoted as a percentage of sale proceeds sold within a specified period of time.	Refer to Section II, Fee and Expense Information of the Investment Chart.
Qualified Domestic Relations Order (QDRO) Processing Fee	Fee charged to the Participant for calculation and division of individual Participants Plan assets pursuant to a QDRO.	\$500 or as set forth on the QDRO determination of status paperwork.

Investment Chart

This chart includes important information to help you compare the investment options under your retirement plan. Additional information about your investment options and hardcopies can be obtained via the investment option's Web site(s) listed in the chart or by contacting andrew crawford at 2829 sheridan dr, tonawanda, NY 14150, 716-821-9001.

The investment options available within the plan may include certain trading guidelines, imposed by the Investment Company, that restrict or limit the frequency in which purchase, transfer or withdrawals may be made. Any restrictions or limitations are identified in Section II of the Investment Chart under the Shareholder-Type Fees section. This information may also be found in each investment option's prospectus, where applicable, or on the investment option's website.

Section I. Performance Information

The Variable Return Investments table focuses on the performance of investment options that do not have a fixed or stated rate of return. This table shows how these options have performed over time and allows you to compare them with an appropriate benchmark for the same time periods. Past performance does not guarantee how the investment option will perform in the future. Your investment in these options could lose money. Information about an option's principal risks is available on the Web site(s).

Variable Return Investments

Name/ Type of Option	Ticker Symbol	Average Annual Total Return as of 06/30/19				Benchmark			
		1yr.	5yr.	10yr.	Since Inception	1yr.	5yr.	10yr.	Since Inception
Bond Funds									
AMERICAN FUNDS CAPITAL WORLD BOND R4/ World Bond	RCWEX	6.63%	1.20%	3.30%	5.15%	4.54%	0.19%	1.88%	N/A
		www.americanfunds.com				FTSE WGBI NonUSD USD			
JPMORGAN CORE BOND A/ Intermediate - Term Bond	PGBOX	7.48%	2.72%	3.83%	5.58%	7.87%	2.95%	3.90%	N/A
		www.jpmorganfunds.com				BBgBarc US Agg Bond TR USD			
MFS EMERGING MARKETS DEBT R3/ Emerging Markets Bond	MEDFX	10.54%	3.68%	6.81%	8.64%	11.32%	4.47%	7.41%	N/A
		www.mfs.com				JPM EMBI Global TR USD			
T. ROWE PRICE SHORT TERM BOND ADV/ Short - Term Bond	PASHX	3.79%	1.21%	1.64%	2.31%	5.34%	1.82%	2.24%	N/A
		www.troweprice.com				BBgBarc US Govt/Credit 1-5 Yr TR USD			

Name/ Type of Option	Ticker Symbol	Average Annual Total Return as of 06/30/19				Benchmark				
		1yr.	5yr.	10yr.	Since Inception	1yr.	5yr.	10yr.	Since Inception	
Equity Funds										
ALLIANZGI NFJ INTERNATIONAL VALUE A/ Foreign Large Value	AFJAX	1.44%	(3.05%)	4.09%	4.19%	(0.07%)	0.29%	5.43%	N/A	www.allianzglobalinvestors.com MSCI ACWI Ex USA Value NR USD
AMERICAN FUNDS AMCAP R4/ Large Growth	RAFEX	5.12%	9.47%	14.36%	8.41%	11.56%	13.39%	16.28%	N/A	www.americanfunds.com Russell 1000 Growth TR USD
AMERICAN FUNDS MODERATE GROWTH AND INCOME PORTFOLIO R4/ Allocation 50 - 70% Equity	RBAEX	6.21%	6.16%	N/A	9.07%	7.08%	5.29%	8.61%	N/A	www.americanfunds.com Morningstar Mod Tgt Risk TR USD
AMERICAN FUNDS MUTUAL R4/ Large Value	RMFEX	9.42%	8.66%	12.63%	8.02%	8.46%	7.46%	13.19%	N/A	www.americanfunds.com Russell 1000 Value TR USD
BLACKROCK MID CAP DIVIDEND A/ Mid - Cap Value	MDRFX	3.09%	4.88%	12.58%	9.98%	3.68%	6.72%	14.56%	N/A	www.blackrock.com Russell Mid Cap Value TR USD
COLUMBIA SMALL CAP INDEX A/ Small Blend	NMSAX	(5.29%)	7.90%	14.47%	9.16%	(3.31%)	7.06%	13.45%	N/A	www.columbiafunds.com Russell 2000 TR USD
FEDERATED MID-CAP INDEX SVC/ Mid - Cap Blend	FMDCX	0.70%	7.46%	14.11%	10.99%	7.83%	8.63%	15.16%	N/A	www.federatedinvestors.com Russell Mid Cap TR USD
INVESCO EQUALLY-WEIGHT ED S&P 500 A/ Large Blend	VADAX	7.64%	8.55%	14.90%	8.76%	10.02%	10.45%	14.77%	N/A	www.invesco.com Russell 1000 TR USD
INVESCO OPPENHEIMER DEVELOPING MARKETS A/ Diversified Emerging Markets	ODMAX	2.71%	2.45%	7.93%	11.60%	1.21%	2.49%	5.81%	N/A	www.oppenheimerfunds.com MSCI EM NR USD

Name/ Type of Option	Ticker Symbol	Average Annual Total Return as of 06/30/19				Benchmark			
		1yr.	5yr.	10yr.	Since Inception	1yr.	5yr.	10yr.	Since Inception
INVESCO OPPENHEIMER DISCOVERY MID CAP GROWTH A/ Mid - Cap Growth	OEGAX	14.69%	12.00%	15.48%	7.58%	13.94%	11.10%	16.02%	N/A
		www.oppenheimerfunds.com				Russell Mid Cap Growth TR USD			
LORD ABBETT ALPHA STRATEGY A/ Small Growth	ALFAX	0.93%	6.93%	12.87%	7.57%	(0.49%)	8.63%	14.41%	N/A
		www.lordabbett.com				Russell 2000 Growth TR USD			
MFS RESEARCH INTERNATIONAL R3/ Foreign Large Blend	MRSX	2.19%	2.42%	6.89%	5.03%	1.29%	2.16%	6.54%	N/A
		www.mfs.com				MSCI ACWI Ex USA NR USD			
PGIM GLOBAL REAL ESTATE A/ Global Real Estate	PURAX	10.88%	4.74%	10.54%	8.31%	10.05%	6.44%	13.43%	N/A
		www.jennisondryden.com				S&P Global REIT TR USD			
T. ROWE PRICE INTERNATIONAL STOCK ADVISOR/ Foreign Large Growth	PAITX	2.37%	3.92%	8.06%	2.70%	2.64%	4.00%	7.61%	N/A
		www.troweprice.com				MSCI ACWI Ex USA Growth NR USD			
T. ROWE PRICE RETIREMENT 2020 ADV/ Target Date 2020	PARBX	6.39%	5.53%	9.75%	7.06%	7.13%	4.89%	8.85%	N/A
		www.troweprice.com				Morningstar Lifetime Mod 2020 TR USD			
T. ROWE PRICE RETIREMENT 2025 ADV/ Target Date 2025	PARJX	6.33%	6.01%	10.43%	5.40%	7.16%	5.32%	9.67%	N/A
		www.troweprice.com				Morningstar Lifetime Mod 2025 TR USD			
T. ROWE PRICE RETIREMENT 2030 ADV/ Target Date 2030	PARCX	6.17%	6.42%	11.03%	7.74%	6.95%	5.76%	10.40%	N/A
		www.troweprice.com				Morningstar Lifetime Mod 2030 TR USD			
T. ROWE PRICE RETIREMENT 2035 ADV/ Target Date 2035	PARKX	6.04%	6.71%	11.42%	5.77%	6.52%	6.10%	10.88%	N/A
		www.troweprice.com				Morningstar Lifetime Mod 2035 TR USD			

Name/ Type of Option	Ticker Symbol	Average Annual Total Return as of 06/30/19				Benchmark			
		1yr.	5yr.	10yr.	Since Inception	1yr.	5yr.	10yr.	Since Inception
T. ROWE PRICE RETIREMENT 2040 ADV/ Target Date 2040	PARDX	5.91%	6.94%	11.65%	8.01%	6.07%	6.26%	11.08%	N/A
		www.troweprice.com				Morningstar Lifetime Mod 2040 TR USD			
T. ROWE PRICE RETIREMENT 2045 ADV/ Target Date 2045	PARLX	5.83%	7.03%	11.69%	6.00%	5.75%	6.26%	11.08%	N/A
		www.troweprice.com				Morningstar Lifetime Mod 2045 TR USD			
T. ROWE PRICE RETIREMENT 2050 ADV/ Target Date 2050	PARFX	5.86%	7.04%	11.70%	6.55%	5.58%	6.18%	11.00%	N/A
		www.troweprice.com				Morningstar Lifetime Mod 2050 TR USD			
T. ROWE PRICE RETIREMENT 2055 ADV/ Target Date 2050	PAROX	5.82%	7.03%	11.70%	5.98%	5.46%	6.08%	10.90%	N/A
		www.troweprice.com				Morningstar Lifetime Mod 2055 TR USD			
TOCQUEVILLE GOLD/ Equity Precious Metals	TGLDX	5.99%	(4.20%)	(0.26%)	9.01%	3.84%	0.27%	1.17%	N/A
		www.tocquevillefunds.com				MSCI World/Metals & Mining NR USD			
Money Market Funds									
FIDELITY GOVERNMENT CASH RESERVES/ Money Market	FDRXX	1.95%	0.65%	0.35%	4.68%	2.60%	1.12%	0.74%	N/A
		www.fidelity.com				ICE BofAML USD 3M Dep OR CM TR USD			

N/A- Please refer to the fact sheets on <https://benefits.paychex.com> by selecting Research Funds from your Home Page and clicking on the name of the investment option.

Merrill Lynch, Pierce, Fenner & Smith Incorporated and its affiliates ("BofAML") indices and related information, the name "Bank of America Merrill Lynch", and related trademarks, are intellectual property licensed from BofAML, and may not be copied, used, or distributed without BofAML's prior written approval. The licensee's products have not been passed on as to their legality or suitability, and are not regulated, issued, endorsed, sold, or promoted by BofAML. BOFAML MAKE NO WARRANTIES AND BEAR NO LIABILITY WITH RESPECT TO THE INDICES, INDEX DATA, ANY RELATED DATA, ITS TRADEMARKS, OR THE PRODUCT(S) (INCLUDING WITHOUT LIMITATION, THEIR QUALITY, ACCURACY, SUITABILITY AND/OR COMPLETENESS).

Copyright © 2019, Citigroup Index LLC ("Citi Index"). All rights reserved. "Citigroup" is a registered trademark and service mark of Citigroup Inc. or its affiliates, is used and registered throughout the world. Citi Index data and information is the property of Citi Index or its licensors, and reproduction in any form is prohibited except with the prior written permission of Citi Index. Because of the possibility of human or mechanical error, Citi Index does not guarantee the accuracy, adequacy, timeliness, completeness or availability of any data and information and is not responsible for any errors or omissions or for the results obtained from the use of such data and information. CITI INDEX GIVES NO EXPRESS OR IMPLIED WARRANTIES, INCLUDING, BUT NOT LIMITED TO, ANY WARRANTIES OF MERCHANTABILITY OR FITNESS FOR A PARTICULAR PURPOSE OR USE. In no event shall Citi Index be liable for damages of any kind in connection with any use of the Citi Index data and information.

The Dow Jones-UBS Commodity Indexes are calculated, distributed and marketed by CME Group Index Services, LLC ("CME Indexes") pursuant to an agreement with UBS Securities, LLC and have been licensed for use. All content of the Dow Jones-UBS Commodity Indexes © CME Group Index Services, LLC and UBS Securities, LLC 2017. "Dow Jones®" is a registered trademark of Dow Jones Trademark Holdings LLC and has been licensed for use by CME Indexes. "UBS®" is a registered trademark of UBS AG.

© 2019 Morningstar, Inc. All Rights Reserved. The information contained herein: (1) is proprietary to Morningstar and/or its content providers; (2) may not be copied or distributed; and (3) is not warranted to be accurate, complete or timely. Neither Morningstar nor its content providers are responsible for any damages or losses arising from any use of this information. Past performance is no guarantee of future results.

Copyright MSCI 2019. All Rights Reserved. Without prior written permission of MSCI, this information and any other MSCI intellectual property may only be used for your internal use, may not be reproduced or disseminated in any form and may not be used to create any financial instruments or products or any indices. This information is provided on an "as is" basis, and the user of this information assumes the entire risk of any use made of this information. Neither MSCI nor any third party involved in or related to the computing or compiling of the data makes any express or implied warranties, representations or guarantees concerning the MSCI index-related data, and in no event will MSCI or any third party have any liability for any direct, indirect, special, punitive, consequential or any other damages (including lost profits) relating to any use of this information.

Copyright Morgan Stanley Capital International, Inc. 2019. All Rights Reserved. Unpublished. PROPRIETARY TO MORGAN STANLEY CAPITAL INTERNATIONAL INC.

Section II. Fee and Expense Information

The Fees and Expenses table shows fee and expense information for the investment options listed in the Variable Return Investments table. It lists the Total Annual Operating Expenses of the options in the Variable Return Investments table. Total Annual Operating Expenses are expenses that reduce the rate of return of the investment option. This table also shows Shareholder-Type Fees. These fees are in addition to Total Annual Operating Expenses. A portion of the expense ratio may be returned to Paychex or its subsidiaries in the form of revenue sharing. If an employer has elected the return of concessions feature for its plan the revenue share that would be returned to Paychex or its subsidiaries is returned directly to the participant who incurred the fee charged by the investment and an annual account fee is charged against plan assets. Administrative fees including annual account fees, may be paid directly by your employer or by the Plan as described in Part Two.

Fees and Expenses

Name/ Type of Option	Ticker Symbol	Total Annual Operating Expenses As a %*	Per \$1000	Shareholder- Type Fees	Round Trip Period **	Restriction Frequency ***	Restricted Trading Period ****
Bond Funds							
AMERICAN FUNDS CAPITAL WORLD BOND R4/ World Bond	RCWEX	0.88%	\$ 8.80	N/A	N/A	N/A	N/A
Additional Description: None							
JPMORGAN CORE BOND A/ Intermediate - Term Bond	PGBOX	0.75%	\$ 7.50	N/A	N/A	1 in 60 Days	90 Days
Additional Description: None							
MFS EMERGING MARKETS DEBT R3/ Emerging Markets Bond	MEDFX	1.07%	\$ 10.70	N/A	N/A	2 in 3 Months	N/A
Additional Description: None							
T. ROWE PRICE SHORT TERM BOND ADV/ Short - Term Bond	PASHX	0.76%	\$ 7.60	N/A	N/A	N/A	N/A
Additional Description: None							
Equity Funds							
ALLIANZGI NFJ INTERNATIONAL VALUE A/ Foreign Large Value	AFJAX	1.30%	\$ 13.00	N/A	N/A	N/A	N/A
Additional Description: None							

Name/ Type of Option	Ticker Symbol	Total Annual Operating Expenses As a %*	Per \$1000	Shareholder- Type Fees	Round Trip Period **	Restriction Frequency ***	Restricted Trading Period ****
AMERICAN FUNDS AMCAP R4/ Large Growth	RAFEX	0.71%	\$ 7.10	N/A	N/A	N/A	N/A
Additional Description: None							
AMERICAN FUNDS MODERATE GROWTH AND INCOME PORTFOLIO R4/ Allocation 50 - 70% Equity	RBAEX	0.74%	\$ 7.40	N/A	N/A	N/A	N/A
Additional Description: None							
AMERICAN FUNDS MUTUAL R4/ Large Value	RMFEX	0.65%	\$ 6.50	N/A	N/A	N/A	N/A
Additional Description: None							
BLACKROCK MID CAP DIVIDEND A/ Mid - Cap Value	MDRFX	1.10%	\$ 11.00	N/A	N/A	N/A	N/A
Additional Description: None							
COLUMBIA SMALL CAP INDEX A/ Small Blend	NMSAX	0.45%	\$ 4.50	N/A	N/A	1 in 28 Days	N/A
Additional Description: None							
FEDERATED MID-CAP INDEX SVC/ Mid - Cap Blend	FMDCX	0.56%	\$ 5.60	N/A	30 Days	2 in 12 Months	N/A
Additional Description: None							
INVESCO EQUALLY-WEIGHT ED S&P 500 A/ Large Blend	VADAX	0.53%	\$ 5.30	N/A	N/A	N/A	N/A
Additional Description: None							
INVESCO OPPENHEIMER DEVELOPING MARKETS A/ Diversified Emerging Markets	ODMAX	1.26%	\$ 12.60	N/A	N/A	N/A	N/A
Additional Description: None							

Name/ Type of Option	Ticker Symbol	Total Annual Operating Expenses As a %*	Per \$1000	Shareholder- Type Fees	Round Trip Period **	Restriction Frequency ***	Restricted Trading Period ****
INVESCO OPPENHEIMER DISCOVERY MID CAP GROWTH A/ Mid - Cap Growth	OEGAX	1.12%	\$ 11.20	N/A	N/A	N/A	N/A
Additional Description: None							
LORD ABBETT ALPHA STRATEGY A/ Small Growth	ALFAX	1.52%	\$ 15.20	N/A	N/A	N/A	N/A
Additional Description: None							
MFS RESEARCH INTERNATIONAL R3/ Foreign Large Blend	MRSHX	1.09%	\$ 10.90	N/A	N/A	2 in 3 Months	N/A
Additional Description: None							
PGIM GLOBAL REAL ESTATE A/ Global Real Estate	PURAX	1.46%	\$ 14.60	N/A	90 Days	1 in 90 Days	90 Days
Additional Description: None							
T. ROWE PRICE INTERNATIONAL STOCK ADVISOR/ Foreign Large Growth	PAITX	1.07%	\$ 10.70	2.00% if redeemed within 90 days	N/A	N/A	N/A
Additional Description: None							
T. ROWE PRICE RETIREMENT 2020 ADV/ Target Date 2020	PARBX	0.86%	\$ 8.60	N/A	N/A	N/A	N/A
Additional Description: None							
T. ROWE PRICE RETIREMENT 2025 ADV/ Target Date 2025	PARJX	0.89%	\$ 8.90	N/A	N/A	N/A	N/A
Additional Description: None							

Name/ Type of Option	Ticker Symbol	Total Annual Operating Expenses As a %*	Per \$1000	Shareholder- Type Fees	Round Trip Period **	Restriction Frequency ***	Restricted Trading Period ****
T. ROWE PRICE RETIREMENT 2030 ADV/ Target Date 2030	PARCX	0.92%	\$ 9.20	N/A	N/A	N/A	N/A
Additional Description: None							
T. ROWE PRICE RETIREMENT 2035 ADV/ Target Date 2035	PARKX	0.95%	\$ 9.50	N/A	N/A	N/A	N/A
Additional Description: None							
T. ROWE PRICE RETIREMENT 2040 ADV/ Target Date 2040	PARDX	0.97%	\$ 9.70	N/A	N/A	N/A	N/A
Additional Description: None							
T. ROWE PRICE RETIREMENT 2045 ADV/ Target Date 2045	PARLX	0.97%	\$ 9.70	N/A	N/A	N/A	N/A
Additional Description: None							
T. ROWE PRICE RETIREMENT 2050 ADV/ Target Date 2050	PARFX	0.97%	\$ 9.70	N/A	N/A	N/A	N/A
Additional Description: None							
T. ROWE PRICE RETIREMENT 2055 ADV/ Target Date 2050	PAROX	0.97%	\$ 9.70	N/A	N/A	N/A	N/A
Additional Description: None							
TOCQUEVILLE GOLD/ Equity Precious Metals	TGLDX	1.43%	\$ 14.30	N/A	N/A	N/A	N/A
Additional Description: None							

Name/ Type of Option	Ticker Symbol	Total Annual Operating Expenses As a %* Per \$1000	Shareholder- Type Fees	Round Trip Period **	Restriction Frequency ***	Restricted Trading Period ****
Money Market Funds						
FIDELITY GOVERNMENT CASH RESERVES/ Money Market	FDRXX	0.38% \$ 3.80	N/A	N/A	N/A	N/A
Additional Description: None						

- * = Total Operating Expense before waivers/reimbursements as taken from the Operating Fees & Expenses table of the prospectus
** = period of time between purchase and redemption of shares of the same investment that qualifies it as a round trip transaction
*** = number of round trips permitted
**** = amount of time blocked from trading if policy is violated

The cumulative effect of fees and expenses can substantially reduce the growth of your retirement savings. Visit the Department of Labor's Web site for an example showing the long-term effect of fees and expenses at <http://www.dol.gov/ebsa/publications/undrstndgrtrmnt.html>. Fees and expenses are only one of many factors to consider when you decide to invest in an option. You may also want to think about whether an investment in a particular option, along with your other investments, will help you achieve your financial goals.

The information set forth in this document is based upon information that Paychex has received from unaffiliated third parties. Paychex has not verified the accuracy or completeness of the information and cannot be responsible for any inaccuracies in the information from third party sources. You must independently determine how to use and interpret the information set forth in this document, including whether you need the assistance of any professionals to assist you in your interpretation of that information and if so, the nature of professional assistance that you may need. Paychex is not responsible for the manner in which you interpret the information in this document.

Note: When using this document, be aware that some, and perhaps all, of the information may be time-sensitive.

To assist you in understanding your designated investment alternatives, a general glossary of terms can be found at <http://www.morningstar.com/InvGlossary/?CustId=&CLogin=&CType=&CName=>. In addition, the website provided with each investment alternative may contain its own glossary of terms relevant to that specific alternative, or a link to such a glossary.